

CEPF Quarterly Report
Income Statement for 6 Months Ending 12/31/24

Revenue - CEPF	Current Year
Contributions	13,511,067
European Union	-
Global Affairs Canada	14,050,440
Gain/(Loss) on EU Foreign Exchange ¹	(75,793)
Gain/(Loss) on KFW Foreign Exchange ¹	(465,572)
Gain/(Loss) on Audemars-Watkins Foreign Exchange ¹	1,993
Regional Donors ⁶	-
Bank Interest Earned	-
Total Revenue	13,511,067

Grants by hotspot	Grants Awarded ² 07/01/24 - 12/31/24			Payments on Grants ³ 07/01/24 - 12/31/24		
	FY25 Approved Spending Plan	Actual YTD	%	FY25 Approved Spending Plan	Actual YTD	%
Caribbean 2	2,000,000	819,600	41%	2,200,000	1,743,577	79%
Cerrado 2	4,000,000	-	0%	2,400,000	-	0%
Coastal Forests of Eastern Africa	850,000	-	0%	200,000	-	0%
Guinean Forests of West Africa 3	1,500,000	250,000	17%	800,000	105,893	13%
Indo-Burma 3	2,000,000	262,069	13%	3,360,079	1,441,308	43%
Madagascar & Indian Ocean Islands 2	5,200,000	1,356,803	26%	3,040,000	1,482,405	49%
Mediterranean 2	-	1,000	0%	190,000	429,948	226%
Mediterranean 3	3,600,000	-	0%	800,000	-	0%
Mountains of Central Asia	-	29	0%	1,050,000	565,093	54%
Tropical Andes 3	8,000,000	596,687	7%	5,000,000	709,202	14%
Wallacea 2	-	(514)	0%	220,000	127,869	58%
Total Grants	27,150,000	3,285,673	12%	19,260,079	6,605,294	34%

Operational Costs	Spending plan	Actual YTD	%
Operating Costs	3,940,750	1,675,281	43%
Management Fee	654,832	292,596	45%
Total Operations	4,595,582	1,967,876	43%

Preparation			%
Total Preparation	800,000	132,033	17%

Special Projects			%
Fundraising	-	-	0%
Website maintenance & support	-	-	0%
Total Special Projects	-	-	0%

Total Expense	32,545,582	5,385,582	17%
----------------------	-------------------	------------------	------------

Fund Balance at 12/31/24

Cash and cash equivalents	10,398,956
Accounts Receivable ⁵	75,250,862
Audemars-Watkins	44,282
Conservation International	783,146
European Union	5,909,772
Fondation Franklania	300,000
Fondation Hans Wilsdorf	13,000,000
Global Affairs Canada	14,050,440
l'Agence Française de Développement	31,000,000
KFW	3,462,350
Government of Japan (World Bank)	6,700,873
Grants Payable	(15,614,331)
Due (to)/from CI	(276,043)
Total Fund Balance	69,759,444

¹ Gain/(Loss) on Foreign Exchange: Total change and rates by funder: EU (AFD administered) loss of 96,264.54 from 06/30/2024 to 12/31/24 of 1.07115 to 1.04156, cumulative multi-year loss of 75,793.14; KFW loss of \$198,866.74 from 06/30/24 to 12/31/24 of 1.07115 to 1.04156 cumulative multi-year loss of \$465,572.27; Audemars-Watkins loss of \$216.40 from 06/30/24 to 12/31/24 of 1.11246 to 1.10705, cumulative multi-year gain of \$1,992.66.

² Grants Awarded: Amounts are reported based on the countersignature date of the award. Negative amounts represent grant deobligations.

³ Payments on Grants: Includes payments on grants awarded in prior years.

⁴ Upgrade of CEPF grant management system approved by Donor Council in January 2014.

⁵ Accounts Receivable, Dates & Amounts: AFD GCF \$31 million (Disbursement \$7,000,000 was received on 2/25/22, Drawdown \$7 million in year 3, year 5, year 7 & year 9); KFW €7,000,000 (Disbursement €700,000 (\$693,350) was received on 11/09/22, €562,748 (\$594,486.99) was received on 2/15/24, €2,413,056 (\$2,484,241.15) was received on 12/23/24 year 2 - €2,004,500, year 3-€2,004,500, year 4- €1,728,252); Audemars-Watkins 400,000 CHF (Disbursement 180,000 CHF (\$194,472.86) was received on 1/30/23, 180,000 CHF (\$196,777.80)- 4/4/24, 40,000 CHF - upon approval of the final report; Fondation Franklania \$1,000,000 (Initial payment-\$400k was received on 11/13/23, 2nd payment-\$300k was received on 12/19/24, 3rd payment-\$300k); (CI Project Agency) is invoiced quarterly based on cash projection; AFD EU €9,433,962 (First Drawdown €3,760,000, 2nd and remaining drawdown shall be paid accordance with the same conditions as the previous advance; Fondation Franklania \$15,100,000 (\$2,100,000 was received on 1/31/2024); Global Affairs Canada \$20 million CAD (Initial payment -\$First wire received -\$5,027,381.05 was received on Jan 10 & Jan 14, 2024, Disbursement based on the estimated cash flow requirements of the Organization for the period).

⁶ Regional Donors: Synchronicity Earth \$150,000 for Indo-Burma 3; Margaret A. Cargill Philanthropies an amendment \$1,000,000 for Indo-Burma 3; Fondation Franklania \$1000,000 for MADIO II; Fondation Hans Wilsdorf \$15,100,000 for Guinean Forests of West Africa III, Mediterranean Basin III and Organizational Development.

Summary of Available Resources as of 12/31/24

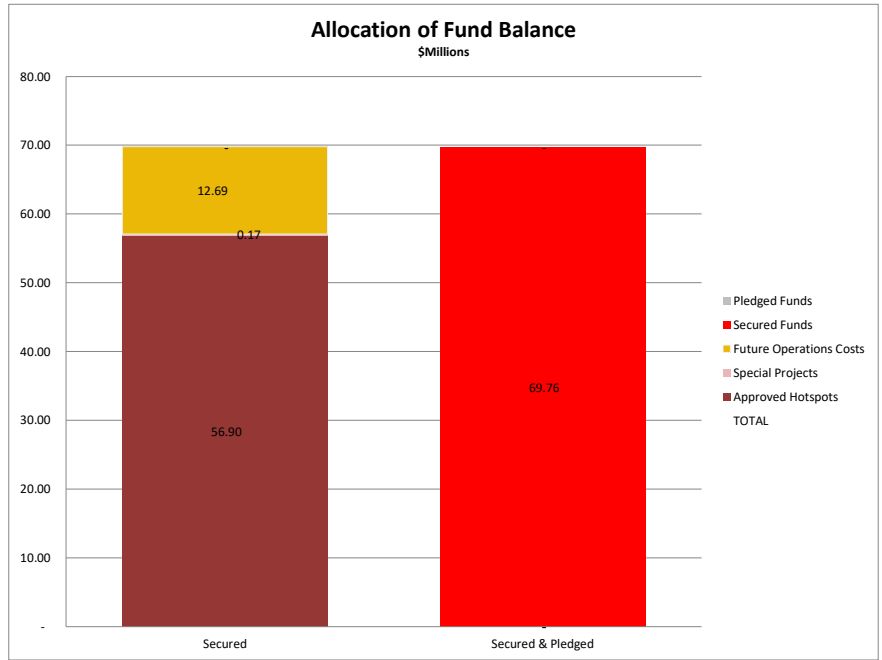
Revenue to Date	462,653,897	
Expenses to Date	392,894,453	
Fund Balance		69,759,444

Allocated to:		
Preparation	-	
Approved Hotspots ³	56,901,724	
Future Operations Costs	12,692,376	
Special Projects	165,344	
Available for Investment (Secured Funds)²		(0)

Pledged Funds ¹ :		
Operations Costs	-	
Preparation	-	
Balance for Investment (Pledged Funds)		-

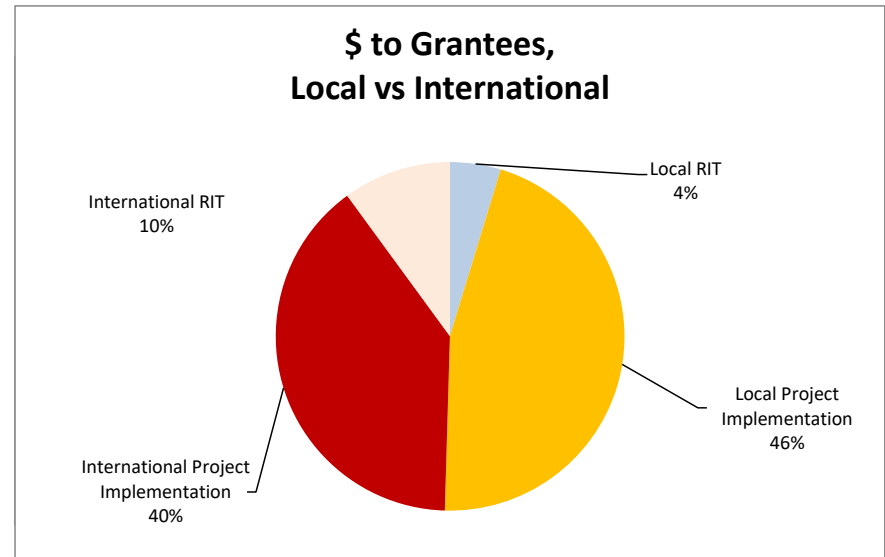
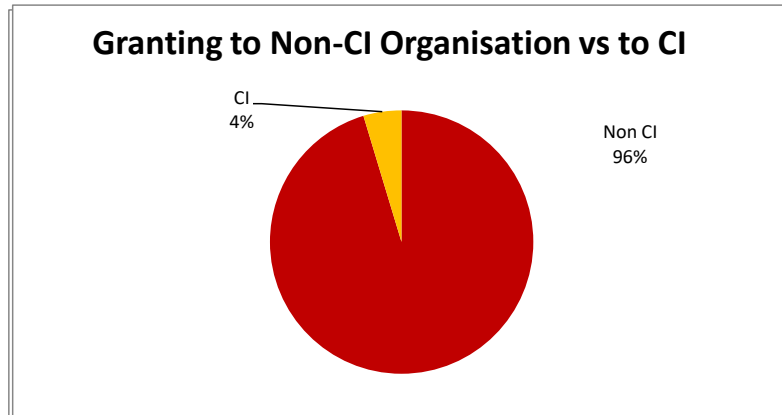
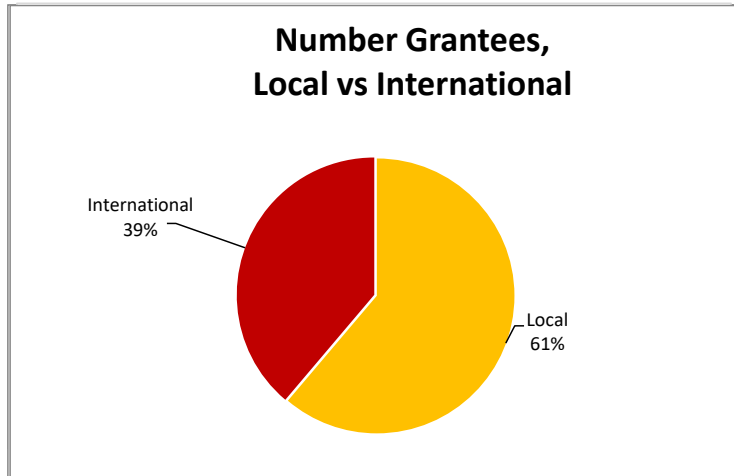
Total Available for Investment - secured and pledged funds	(0)
Total Available Resources - secured and pledged funds	69,759,444

- ² The secured funds available for investment are fully allocated to planned activities.
- ³ Approved 11.8 million spending authority in Caribbean Islands II hotspot
- ³ Approved 2.5 million spending authority in Indo-Burma III hotspot
- ³ Approved 14.1 million spending authority in Madagascar and the Indian Ocean Islands II. Pending spending authority approval (16.4 million) for Ecosystem-based Adaptation in the Indian Ocean Islands hotspot upon ecosystem profile approval by the Donor Council.
- ³ Pending spending authority approval in Wallacea II hotspot for total amount of \$590k
- ³ Pending spending authority approval in Coastal Forests of Eastern Africa; Guinean Forests of West Africa III; Mediterranean Basin III; Madagascar and the Indian Ocean Islands II.



CEPF Phase II & III Grant Portfolio as of 12/31/24

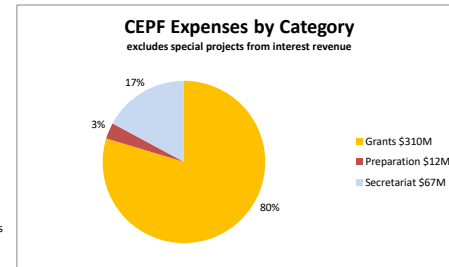
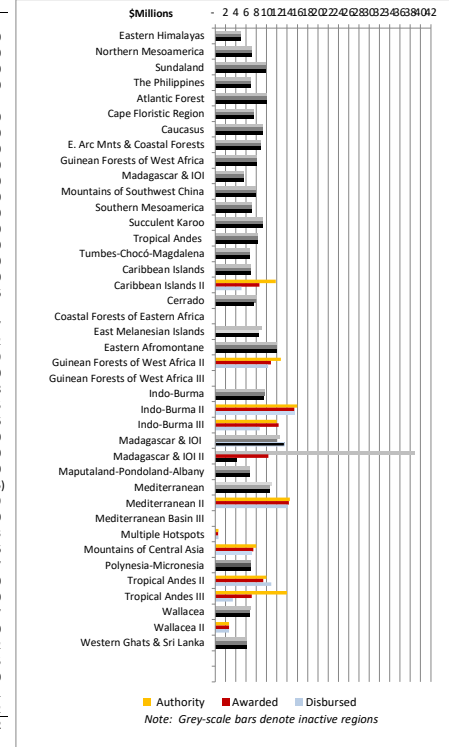
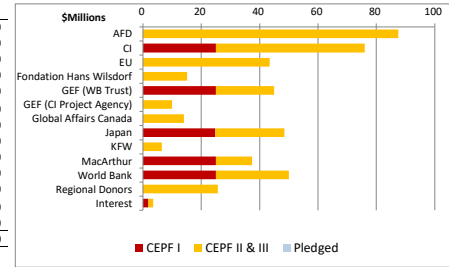
Number of Grantees:	1,112
Amount Granted (US \$000s):	\$ 211,196



CEPF Quarterly Report
Income Statement from Inception to 12/31/24 (US \$000s)

Revenue	CEPF I	CEPF II & III	Total	Pledged
L'Agence Française de Développement	0	87,485	87,485	0
Conservation International	25,000	51,000	76,000	0
European Union	0	43,404	43,404	0
Fondation Hans Wilsdorf	0	15,100	15,100	0
Global Environmental Facility (WB Trust)	25,000	20,000	45,000	0
Global Environmental Facility (CI Project Agency) ²	0	10,000	10,000	0
Global Affairs Canada	0	14,050	14,050	0
Government of Japan	24,750	23,775	48,525	0
KfW	0	6,464	6,464	0
MacArthur Foundation	25,000	12,425	37,425	0
The World Bank	25,000	25,000	50,000	0
Regional Donors ¹	0	25,627	25,627	0
Interest earned	1,871	1,702	3,572	0
Total Revenue to Date	126,621	336,033	462,654	0

Expense	CEPF I	CEPF II & III	Total	Total	CEPF II & III
Grants by hotspot	Awarded	Awarded	Awarded	Disbursed	Balance
CEPF I only					
Eastern Himalayas	4,883	0	4,883	4,883	0
Northern Mesoamerica	7,079	0	7,079	7,079	0
Sundaland	9,901	0	9,901	9,901	0
The Philippines	6,970	0	6,970	6,970	0
CEPF I and CEPF II consolidation					
Atlantic Forest	7,615	2,395	10,010	10,010	0
Cape Floristic Region	5,966	1,585	7,551	7,551	0
Caucasus	8,298	990	9,288	9,288	0
E. Arc Mnts & Coastal Forests	7,064	1,726	8,790	8,787	0
Guinean Forests of West Africa	6,165	1,907	8,073	8,073	0
Madagascar & IOI	4,170	1,386	5,556	5,556	0
Mountains of Southwest China	6,535	1,351	7,886	7,888	0
Southern Mesoamerica	5,411	1,636	7,047	7,047	0
Succulent Karoo	7,834	1,387	9,221	9,221	0
Tropical Andes	6,130	2,157	8,287	8,287	0
Tumbes-Chocó-Magdalena	4,952	1,846	6,798	6,798	0
Consolidation (unallocated)	0	0	0	0	56
CEPF II and CEPF III					
Caribbean Islands	0	6,873	6,873	6,874	27
Caribbean Islands II	0	8,598	8,598	5,121	3,202
Cerrado	0	7,941	7,941	7,526	59
Coastal Forests of Eastern Africa	0	0	0	0	850
East Melanesian Islands	0	8,502	8,502	8,533	498
Eastern Afromontane	0	11,975	11,975	11,962	25
Guinean Forests of West Africa II	0	10,844	10,844	10,304	1,956
Guinean Forests of West Africa III	0	0	0	0	6,250
Indo-Burma	0	9,657	9,657	9,539	0
Indo-Burma II	0	15,436	15,436	15,559	530
Indo-Burma III	0	12,334	12,334	8,641	(375)
Madagascar & IOI	0	12,011	12,011	13,437	529
Madagascar & IOI II	0	10,370	10,370	4,085	28,600
Maputaland-Pondoland-Albany	0	6,647	6,647	6,638	3
Mediterranean	0	10,601	10,601	10,566	416
Mediterranean II	0	14,323	14,323	14,168	197
Mediterranean Basin III	0	0	0	0	5,750
Mountains of Central Asia	0	7,450	7,450	7,125	550
Multiple Hotspots	0	533	533	646	67
Polynesia-Micronesia	0	6,829	6,829	6,829	0
Tropical Andes II	0	9,368	9,368	10,891	632
Tropical Andes III	0	7,105	7,105	3,452	6,895
Wallacea	0	6,690	6,690	6,635	160
Wallacea II	0	2,690	2,690	2,670	1
Western Ghats & Sri Lanka	0	6,055	6,055	6,016	22
Total Grants to Date	98,974	211,196	310,170	294,556	56,902
Other Expenses to Date					
Preparation	6,714	5,760	12,474		
GEF-PPG	0	200	200		
Special Projects	349	3,058	3,407		
Operations Costs	17,659	48,985	66,644		
Total Other Expenses to Date	24,722	58,003	82,725		
Total Expense	123,695	269,199	392,894		
Fund Balance			69,759		



¹ Regional donors include Bloomberg Vibrant Oceans Initiative, Walton Family Foundation, The Margaret A. Cargill Foundation, The Packard Foundation and The Nimick Forbesway Foundation for Wallacea 2; The Margaret A. Cargill Foundation and Synchronicity Earth for Indo-Burma; MAVA Foundation, Fondation Franklinia for Madagascar & Indian Ocean Islands II; The Prince Albert II of Monaco Foundation and Audemars-Watkins Foundation for the Mediterranean Basin; Fondation Hans Wilsdorf for Guinean Forests of West Africa, Mediterranean Basin 3 & Organizational Development and The Leona M. and Harry B. Helmsley Charitable Trust for Madagascar & Indian Ocean Islands and Myanmar.

² Full project value of \$10.682M, of which \$10M is direct support to CEPF program.