

CEPF Quarterly Report
Income Statement for 12 Months Ending 06/30/24

| <i>Revenue - CEPF</i> | Current Year |
|---------------------------------------------------------------|---------------------|
| Contributions | 27,160,871 |
| European Union | 10,084,717 |
| Gain/(Loss) on EU Foreign Exchange ¹ | (109,349) |
| Gain/(Loss) on KFW Foreign Exchange ¹ | (266,706) |
| Gain/(Loss) on Audemars-Watkins Foreign Exchange ¹ | 2,209 |
| Regional Donors ⁶ | 17,450,000 |
| Bank Interest Earned | 17,750 |
| Total Revenue | 27,178,621 |

| <i>Grants by hotspot</i> | Grants Awarded² 07/01/23 - 06/30/24 | | | Payments on Grants³ 07/01/23 - 06/30/24 | | |
|-------------------------------------|----------------------------------------------------------|-------------------|-------------|--------------------------------------------------------------|-------------------|------------|
| | FY24 Approved Spending Plan | Actual YTD | % | FY24 Approved Spending Plan | Actual YTD | % |
| Carribbean 2 | 2,000,000 | 2,311,628 | 116% | 2,700,000 | 1,922,978 | 71% |
| Cerrado | - | (5,048) | 0% | - | 31,115 | 0% |
| Guinean Forests of West Africa 2 | - | 499,985 | 0% | - | 153,939 | 0% |
| Indo-Burma 3 | 600,000 | 940,281 | 157% | 2,600,000 | 2,029,757 | 78% |
| Madagascar & Indian Ocean Islands 2 | 5,000,000 | 4,381,550 | 88% | 1,800,000 | 2,139,119 | 119% |
| Mediterranean 2 | 500,000 | 1,064,072 | 213% | 800,000 | 1,088,331 | 136% |
| Mountains of Central Asia | 400,000 | (150,746) | -38% | 1,600,000 | 1,827,326 | 114% |
| Multiple Hotspots | - | (1) | 0% | - | 19,946 | 0% |
| Tropical Andes 2 | - | (20,792) | 0% | - | (9,119) | 0% |
| Tropical Andes 3 | 2,000,000 | 2,027,347 | 101% | 2,500,000 | 1,851,048 | 74% |
| Wallacea 2 | 700,000 | 116,530 | 17% | 800,000 | 721,891 | 90% |
| Total Grants | 11,200,000 | 11,164,807 | 100% | 12,800,000 | 11,776,329 | 92% |

| <i>Operational Costs</i> | Spending plan | Actual YTD | % |
|--------------------------|----------------------|-------------------|------------|
| Operating Costs | 3,651,240 | 3,237,721 | 89% |
| Management Fee | 711,336 | 557,356 | 78% |
| Total Operations | 4,362,576 | 3,795,077 | 87% |

| <i>Preparation</i> | | | % |
|--------------------------|----------------|----------------|-------------|
| Total Preparation | 200,000 | 242,152 | 121% |

| <i>Special Projects</i> | | | % |
|-------------------------------|----------|----------|-----------|
| Fundraising | - | - | 0% |
| Website maintenance & support | - | - | 0% |
| Total Special Projects | - | - | 0% |

| | | | |
|----------------------|-------------------|-------------------|------------|
| Total Expense | 15,762,576 | 15,202,036 | 96% |
|----------------------|-------------------|-------------------|------------|

Fund Balance at 06/30/24

| | |
|-------------------------------------|-------------------|
| Cash and cash equivalents | 7,726,830 |
| Accounts Receivable ⁵ | 72,966,724 |
| Audemars-Watkins | 44,498 |
| Conservation International | 2,886,299 |
| European Union | 10,105,188 |
| Fondation Franklinia | 600,000 |
| Fondation Hans Wilsdorf | 13,000,000 |
| l'Agence Française de Développement | 31,000,000 |
| KFW | 6,145,457 |
| Government of Japan (World Bank) | 9,185,281 |
| Grants Payable | (18,659,624) |
| Due (to)/from CI | (125,643) |
| Total Fund Balance | 61,908,288 |

¹ Gain/(Loss) on Foreign Exchange: Total change and rates by funder: EU (AFD administered) loss of \$22,415.09 from 06/30/23 to 06/30/24 of 1.08906 to 1.07115, cumulative multi-year loss of \$129,820.68; EU (AFD administered) gain of 20,471.40 from 11/09/23 to 06/30/24 of 1.06898 to 1.07115, cumulative multi-year gain of 20,471.40; KFW loss of \$121,133.53 from 06/30/23 to 06/30/24 of 1.08906 to 1.07115 cumulative multi-year loss of \$266,705.53; Audemars-Watkins loss of \$3,660.80 from 06/30/23 to 06/30/24 of 1.11335 to 1.11246, cumulative multi-year gain of \$2,209.06.

² Grants Awarded: Amounts are reported based on the countersignature date of the award. Negative amounts represent grant deobligations.

³ Payments on Grants: Includes payments on grants awarded in prior years.

⁴ Upgrade of CEPF grant management system approved by Donor Council in January 2014.

⁵ Accounts Receivable, Dates & Amounts: AFD GCF \$31 million (Disbursement \$7,000,000 was received on 2/25/22, Drawdown \$7 million in year 3, year 5, year 7 & year 9); KFW €7,000,000 (Disbursement €700,000 (\$693,350) was received on 11/09/22, €562,748 (\$594,486.99) was received on 2/15/24, year 2 - €2,004,500, year 3-€2,004,500, year 4-€1,728,252); Audemars-Watkins 400,000 CHF (Disbursement 180,000 CHF (\$194,472.86) was received on 1/30/23, 180,000 CHF (\$196,777.80)- 4/4/24, 40,000 CHF - upon approval of the final report; Fondation Franklinia \$1,000,000 (Initial payment-\$400k was received on 11/13/23, 2nd payment-\$300k, 3rd payment-\$300k); (CI Project Agency) is invoiced quarterly based on cash projection; AFD EU €9,433,962 (First Drawdown €3,760,000, 2nd and remaining drawdown shall be paid accordance with the same conditions as the previous advance; Fondation Franklinia \$15,100,000 (\$2,100,000 was received on 1/31/2024).

⁶ Regional Donors: Synchronicity Earth \$150,000 for Indo-Burma 3; Margaret A. Cargill Philanthropies an amendment \$1,000,000 for Indo-Burma 3; Fondation Franklinia \$1,000,000 for MADIO II; Fondation Hans Wilsdorf \$15,100,000 for Guinean Forests of West Africa III, Mediterranean Basin III and Organizational Development.

Summary of Available Resources as of 06/30/24

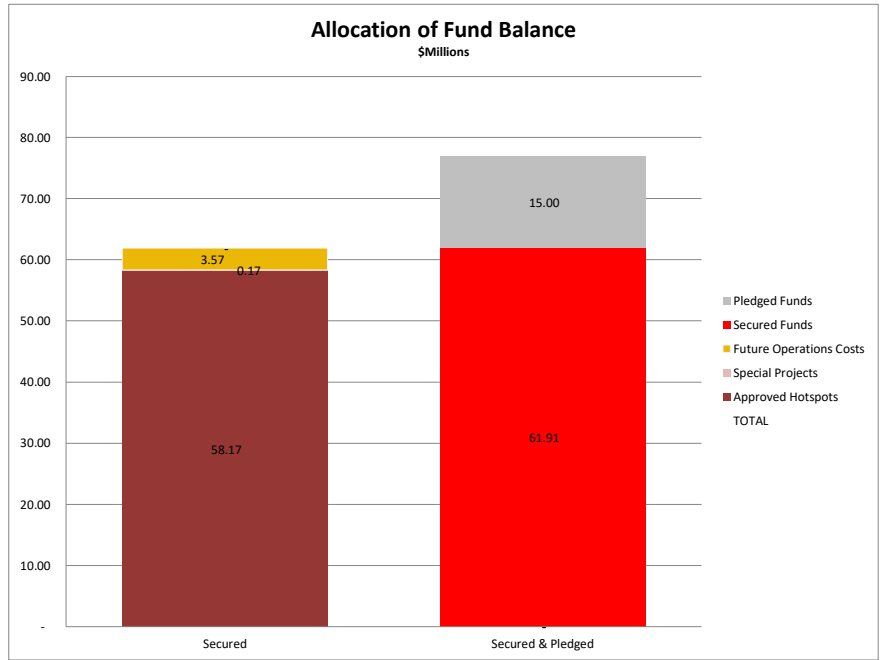
| | | |
|---------------------|-------------|-------------------|
| Revenue to Date | 449,142,830 | |
| Expenses to Date | 387,234,542 | |
| Fund Balance | | 61,908,288 |

| | | |
|-------------------------------------------------------------|------------|------------|
| Allocated to: | | |
| Preparation | - | |
| Approved Hotspots ³ | 58,171,193 | |
| Future Operations Costs | 3,571,751 | |
| Special Projects | 165,344 | |
| Available for Investment (Secured Funds)² | | (0) |

| | | |
|-----------------------------------------------|------------|-------------------|
| Pledged Funds ¹ : | 15,000,000 | |
| Operations Costs | 2,250,000 | |
| Preparation | - | |
| Balance for Investment (Pledged Funds) | | 12,750,000 |

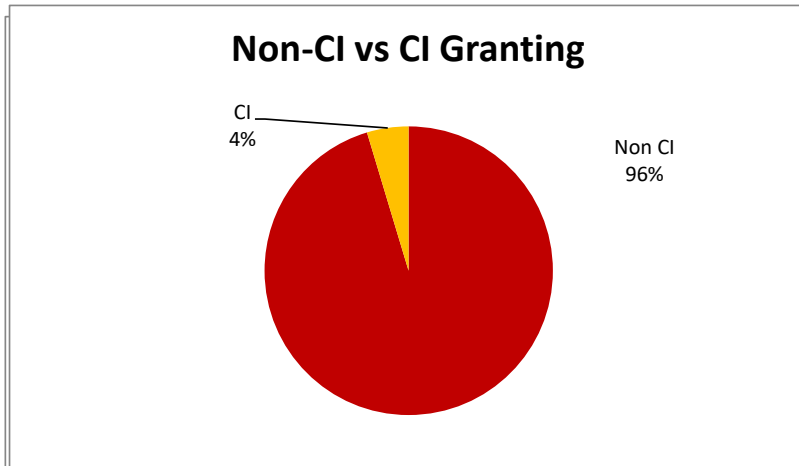
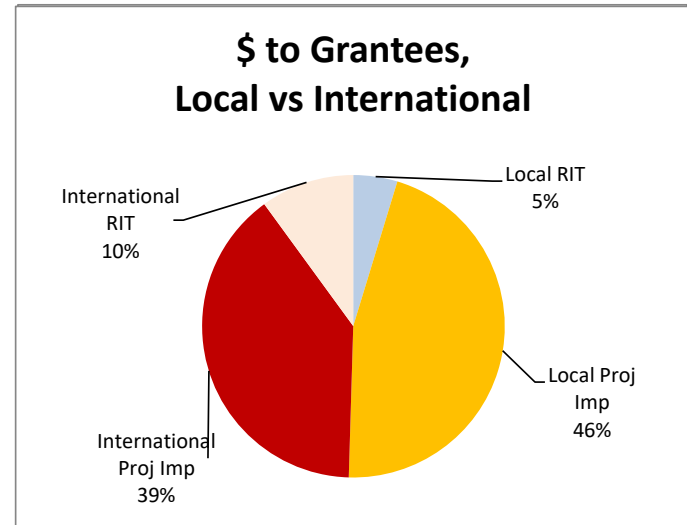
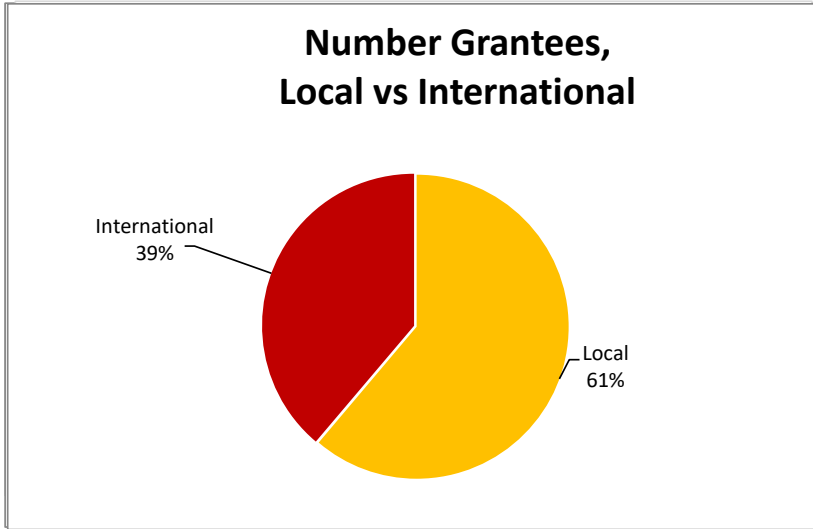
| | |
|-------------------------------------------------------------------|-------------------|
| Total Available for Investment - secured and pledged funds | 12,750,000 |
| Total Available Resources - secured and pledged funds | 76,908,288 |

- ² The secured funds available for investment are fully allocated to planned activities.
- ³ Approved 11.8 million spending authority in Caribbean Islands II hotspot
- ³ Approved 2.5 million spending authority in Indo-Burma III hotspot
- ³ Approved 14.1 million spending authority in Madagascar and the Indian Ocean Islands II. Pending spending authority approval (16.4 million) for Ecosystem-based Adaptation in the Indian Ocean Islands hotspot upon ecosystem profile approval by the Donor Council.
- ³ Pending spending authority approval in Wallacea II hotspot for total amount of \$590k
- ³ Pending spending authority approval in Coastal Forests of Eastern Africa; Guinean Forests of West Africa III; Mediterranean Basin III; Madagascar and the Indian Ocean Islands II.



CEPF Phase II & III Grant Portfolio as of 06/30/24

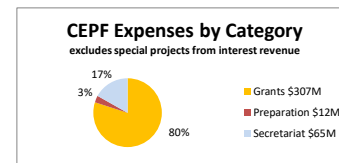
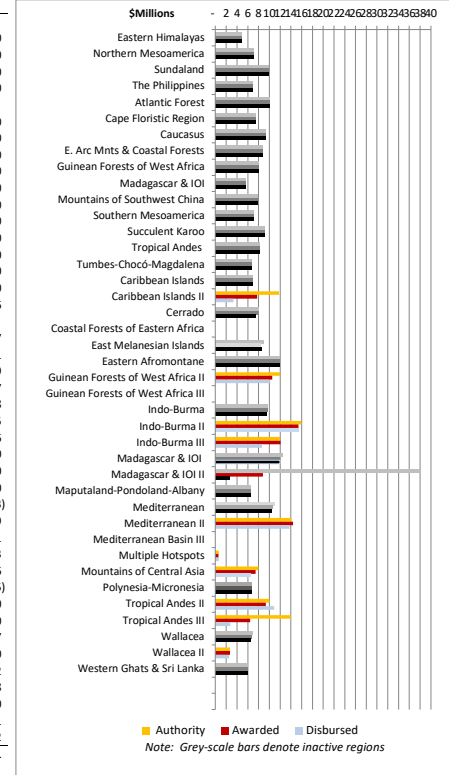
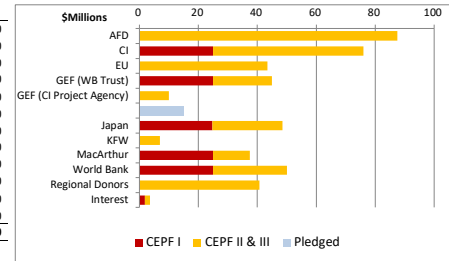
| | |
|-----------------------------|------------|
| Number of Grantees: | 1,099 |
| Amount Granted (US \$000s): | \$ 207,636 |



CEPF Quarterly Report
Income Statement from Inception to 06/30/24 (US \$000s)

| Revenue | CEPF I | CEPF II & III | Total | Pledged |
|----------------------------------------------------------------|----------------|----------------|----------------|---------------|
| l'Agence Française de Développement | 0 | 87,485 | 87,485 | 0 |
| Conservation International | 25,000 | 51,000 | 76,000 | 0 |
| European Union | 0 | 43,480 | 43,480 | 0 |
| Global Environmental Facility (WB Trust) | 25,000 | 20,000 | 45,000 | 0 |
| Global Environmental Facility (CI Project Agency) ² | 0 | 10,000 | 10,000 | 0 |
| Government of Canada | 0 | 0 | 0 | 15,000 |
| Government of Japan | 24,750 | 23,775 | 48,525 | 0 |
| KFW | 0 | 6,930 | 6,930 | 0 |
| MacArthur Foundation | 25,000 | 12,425 | 37,425 | 0 |
| The World Bank | 25,000 | 25,000 | 50,000 | 0 |
| Regional Donors ¹ | 0 | 40,725 | 40,725 | 0 |
| Interest earned | 1,871 | 1,702 | 3,572 | 0 |
| Total Revenue to Date | 126,621 | 322,522 | 449,143 | 15,000 |

| Expense | CEPF I | CEPF II & III | Total | CEPF II & III |
|-----------------------------------------|----------------|----------------|----------------|----------------|
| Grants by hotspot | Awarded | Awarded | Disbursed | Balance |
| CEPF I only | | | | |
| Eastern Himalayas | 4,883 | 0 | 4,883 | 0 |
| Northern Mesoamerica | 7,079 | 0 | 7,079 | 0 |
| Sundaland | 9,901 | 0 | 9,901 | 0 |
| The Philippines | 6,970 | 0 | 6,970 | 0 |
| CEPF I and CEPF II consolidation | | | | |
| Atlantic Forest | 7,615 | 2,395 | 10,010 | 0 |
| Cape Floristic Region | 5,966 | 1,585 | 7,551 | 0 |
| Caucasus | 8,298 | 990 | 9,288 | 0 |
| E. Arc Mnts & Coastal Forests | 7,064 | 1,726 | 8,790 | 0 |
| Guinean Forests of West Africa | 6,165 | 1,907 | 8,073 | 0 |
| Madagascar & IOI | 4,170 | 1,386 | 5,556 | 0 |
| Mountains of Southwest China | 6,535 | 1,351 | 7,886 | 0 |
| Southern Mesoamerica | 5,411 | 1,636 | 7,047 | 0 |
| Succulent Karoo | 7,834 | 1,387 | 9,221 | 0 |
| Tropical Andes | 6,130 | 2,157 | 8,287 | 0 |
| Tumbes-Chocó-Magdalena | 4,952 | 1,846 | 6,798 | 0 |
| Consolidation (unallocated) | 0 | 0 | 0 | 56 |
| CEPF II and CEPF III | | | | |
| Caribbean Islands | 0 | 6,873 | 6,874 | 27 |
| Caribbean Islands II | 0 | 7,779 | 3,378 | 4,021 |
| Cerrado | 0 | 7,941 | 7,526 | 59 |
| Coastal Forests of Eastern Africa | 0 | 0 | 0 | 827 |
| East Melanesian Islands | 0 | 8,502 | 8,533 | 498 |
| Eastern Afrotropical | 0 | 11,975 | 11,962 | 25 |
| Guinean Forests of West Africa II | 0 | 10,544 | 10,198 | 1,456 |
| Guinean Forests of West Africa III | 0 | 0 | 0 | 6,250 |
| Indo-Burma | 0 | 9,657 | 9,539 | 0 |
| Indo-Burma II | 0 | 15,436 | 15,559 | 530 |
| Indo-Burma III | 0 | 12,071 | 8,641 | (113) |
| Madagascar & IOI | 0 | 12,011 | 11,996 | 529 |
| Madagascar & IOI II | 0 | 8,821 | 2,602 | 29,121 |
| Maputaland-Pondoland-Albany | 0 | 6,647 | 6,638 | 3 |
| Mediterranean | 0 | 10,601 | 10,566 | 416 |
| Mediterranean II | 0 | 14,375 | 13,738 | (295) |
| Mediterranean Basin III | 0 | 0 | 0 | 5,750 |
| Mountains of Central Asia | 0 | 7,450 | 6,560 | 550 |
| Multiple Hotspots | 0 | 533 | 646 | 67 |
| Polynesia-Micronesia | 0 | 6,829 | 6,829 | 0 |
| Tropical Andes II | 0 | 9,368 | 10,891 | 632 |
| Tropical Andes III | 0 | 6,422 | 2,743 | 7,578 |
| Wallacea | 0 | 6,690 | 6,635 | 160 |
| Wallacea II | 0 | 2,690 | 2,542 | 1 |
| Western Ghats & Sri Lanka | 0 | 6,055 | 6,016 | 22 |
| Total Grants to Date | 98,974 | 207,636 | 306,610 | 287,950 |
| Other Expenses to Date | | | | |
| Preparation | 6,714 | 5,628 | 12,342 | |
| GEF-PPG | 0 | 200 | 200 | |
| Special Projects | 349 | 3,058 | 3,407 | |
| Operations Costs | 17,659 | 47,017 | 64,676 | |
| Total Other Expenses to Date | 24,722 | 55,903 | 80,625 | |
| Total Expense | 123,695 | 263,539 | 387,235 | |
| Fund Balance | | | | 61,908 |



¹ Regional donors include Bloomberg Vibrant Oceans Initiative, Walton Family Foundation, The Margaret A. Cargill Foundation, The Packard Foundation and The Nimick Forbesway Foundation for Wallacea 2; The Margaret A. Cargill Foundation and Synchronicity Earth for Indo-Burma; MAVA Foundation, Fondation Franklinia for Madagascar & Indian Ocean Islands II; The Prince Albert II of Monaco Foundation and Audemars-Watkins Foundation for the Mediterranean Basin; Fondation Hans Wilsdorf for Guinean Forests of West Africa, Mediterranean Basin 3 & Organizational Development and The Leona M. and Harry B. Helmsley Charitable Trust for Madagascar & Indian Ocean Islands and Myanmar.

² Full project value of \$10.682M, of which \$10M is direct support to CEPF program.