

CEPF Quarterly Report
Income Statement for 3 Months Ending 09/30/22

<i>Revenue - CEPF</i>	<i>Current Year</i>
Contributions	2,905,137
<i>BEF Conservation International</i>	1,000,000
<i>Gain/(Loss) on EU Foreign Exchange¹</i>	(216,773)
<i>Gain/(Loss) on KFW Foreign Exchange¹</i>	(888,090)
<i>Regional Donors⁶</i>	3,010,000
Bank Interest Earned	16,659
Total Revenue	2,921,795

<i>Grants by hotspot</i>	<i>Grants Awarded²</i>			<i>Payments on Grants³</i>		
	<i>07/01/22 - 09/30/22</i>			<i>07/01/22 - 09/30/22</i>		
<i>Hotspot</i>	<i>FY23 Approved Spending Plan</i>	<i>Actual YTD</i>	<i>%</i>	<i>FY23 Approved Spending Plan</i>	<i>Actual YTD</i>	<i>%</i>
Caribbean 2	2,750,000	112,626	4%	1,500,000	231,812	15%
Cerrado	-	(15,537)	0%	80,000	49,447	62%
East Melanesian Islands	-	(131,105)	0%	-	93,264	0%
Guinean Forests of West Africa 2	-	9,236	0%	250,000	56,884	23%
Indo-Burma 3	2,500,000	767,613	31%	2,300,000	709,381	31%
Madagascar & Indian Ocean Islands	-	(7)	0%	-	30,373	0%
Madagascar & Indian Ocean Islands 2	1,500,000	-	0%	1,700,000	200,329	12%
Mediterranean 2	1,000,000	149,535	15%	1,000,000	168,996	17%
Mountains of Central Asia	2,000,000	(7,224)	0%	1,000,000	609,747	61%
Multiple Hotspots	85,000	-	0%	45,000	-	0%
Tropical Andes 2	-	-	0%	-	293,436	0%
Tropical Andes 3	2,250,000	-	0%	1,250,000	67,330	5%
Wallacea 2	-	74,698	0%	630,000	105,111	17%
Total Grants	12,085,000	959,834	8%	9,755,000	2,616,111	27%

<i>Operational Costs</i>	<i>Spending plan</i>	<i>Actual YTD</i>	<i>%</i>
Operating Costs	3,582,614	701,010	20%
Management Fee	563,787	106,509	19%
Total Operations	4,146,400	807,519	19%

<i>Preparation</i>			<i>%</i>
Total Preparation	-	15,807	0%

<i>Special Projects</i>			<i>%</i>
Fundraising	-	927	0%
Website maintenance & support	94,000	-	0%
Total Special Projects	94,000	927	1%

Total Expense	16,325,400	1,784,088	11%
----------------------	-------------------	------------------	------------

Fund Balance at 09/30/22

Cash and cash equivalents	17,289,031
Accounts Receivable ⁵	62,827,112
Conservation International	8,772,839
European Union	918,047
Global Environment Facility (CI Project Agency)	27,112
l'Agence Française de Développement	31,000,000
KFW	7,700,000
Margaret A. Cargill Philanthropies	1,257,000
MAVA Foundation	237,895
MAVA Foundation (SMG)	80,000
Nimick Forbesway	100,000
Government of Japan (World Bank)	12,734,218
Grants Payable	(16,853,728)
Due (to)/from CI	(915,939)
Total Fund Balance	62,346,475

¹ Gain/(Loss) on Foreign Exchange: Total change and rates by funder: EU (AFD administered) loss of \$71,481.11 from 06/30/22 to 09/30/22 of 1.0489 to 0.97313, cumulative multi-year loss of \$216,773.49; KFW loss of \$530,390 from 06/30/22 to 09/30/22 of 1.0489 to 0.97313, cumulative multi-year loss of \$888,090; AFD loss of \$109,300 from 12/14/19 to 12/19/19 of 1.1092 to 1.1014; AFD funds (GCF PPP) loss of \$9,928 from 01/22/19 to 11/18/19 of 1.1370 to 1.0874; AFD funds (GCF PPP #2) loss of \$14 from 06/30/21 to 03/31/22 of 1.1904 to 1.1241, cumulative multi-year gain of \$1,326.

² Grants Awarded: Amounts are reported based on the countersignature date of the award. Negative amounts represent grant deobligations.

³ Payments on Grants: Includes payments on grants awarded in prior years.

⁴ Upgrade of CEPF grant management system approved by Donor Council in January 2014.

⁵ Accounts Receivable, Dates & Amounts: EU €943,396 (waiting to receive the final funds); AFD GCF \$31 million (Drawdown \$7 million in year 3, year 5, year 7 & year 9); MAVA \$80,000 (\$80,000 09/30/22); MAVA-2182 (237,895 12/31/2022); MACP-Wallacea 2 \$400,000 (240,000 10/01/2022, 160,000 10/01/2023); MACP-IB3 \$857,000 Oct 2023; Nimick Forbesway \$100,000 (payable over the remaining years); KFW €7,000,000 (Disbursement €700,000 (\$693,350) was received on 11/09/22, €1,340,300- year 2, €2,004,500 - year 3, €2,004,500 -year 4, €1,003,600 - year 5); GEF (CI Project Agency) is invoiced quarterly based on cash projection. CI sponsors costs allocated to its funding directly from its operating account when expensed by CEPF.

⁶ Regional Donors: Margaret A. Cargill Philanthropies \$3,010,000 for Indo-Burma 3

Summary of Available Resources as of 09/30/22

Revenue to Date	419,760,367	
Expenses to Date	357,413,892	
Fund Balance		62,346,475
Allocated to:		
Preparation	-	
Approved Hotspots ³	52,506,884	
Future Operations Costs	8,721,415	
Special Projects	118,176	
Available for Investment (Secured Funds)²		1,000,000
Pledged Funds ¹ :		
Operations Costs	-	
Preparation	-	
Balance for Investment (Pledged Funds)		-
Total Available for Investment - secured and pledged funds		1,000,000
Total Available Resources - secured and pledged funds		62,346,475

² The secured funds available for investment are fully allocated to planned activities.

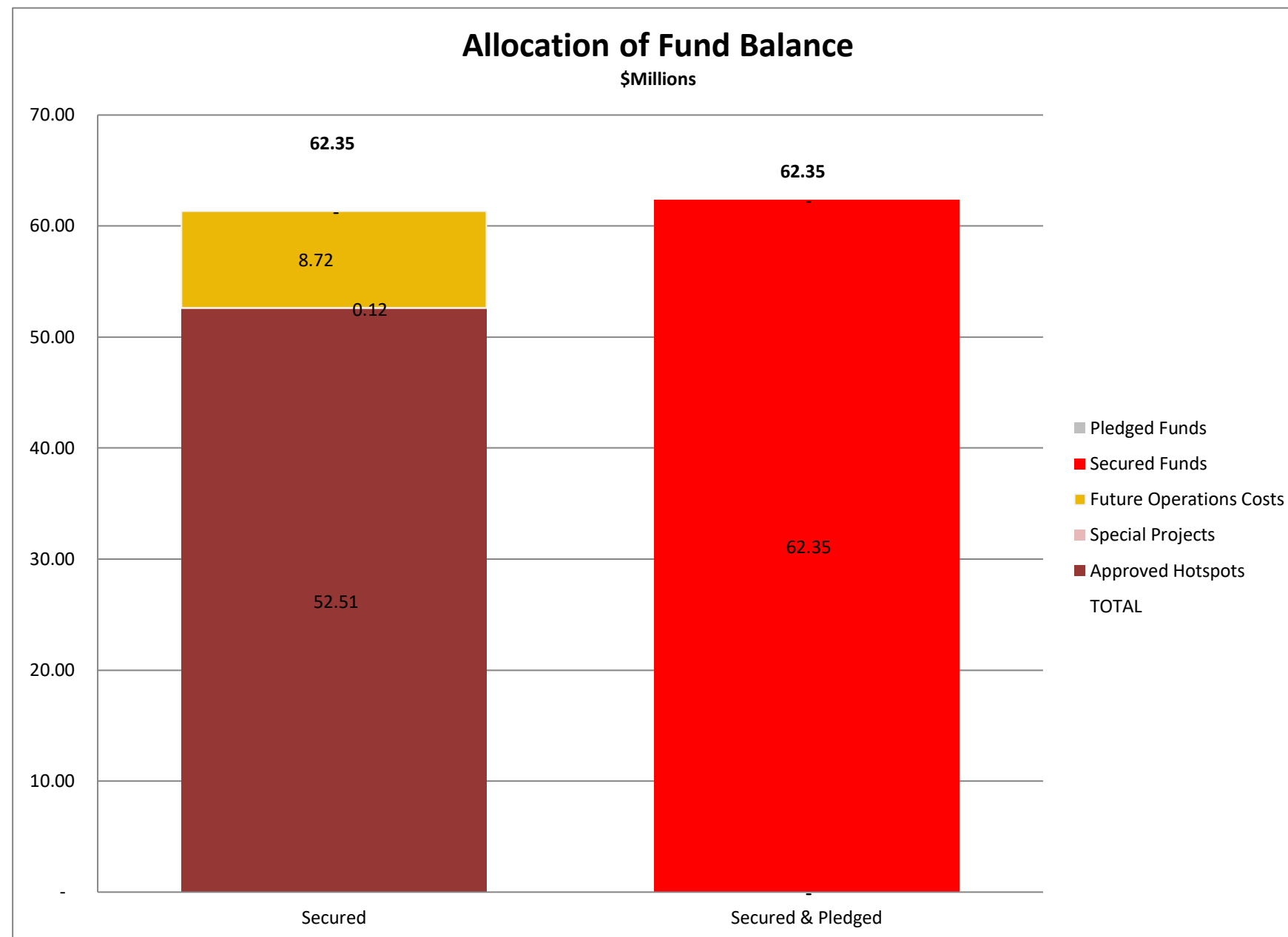
³ Added 11.8 million spending authority in Caribbean Islands II hotspot

³ Pending spending authority approval for Ecosystem-based Adaptation in the Indian Ocean Islands hotspot upon ecosystem profile approval by the Donor Council.

³ Pending spending authority approval in Wallacea II hotspot for total amount of \$590k

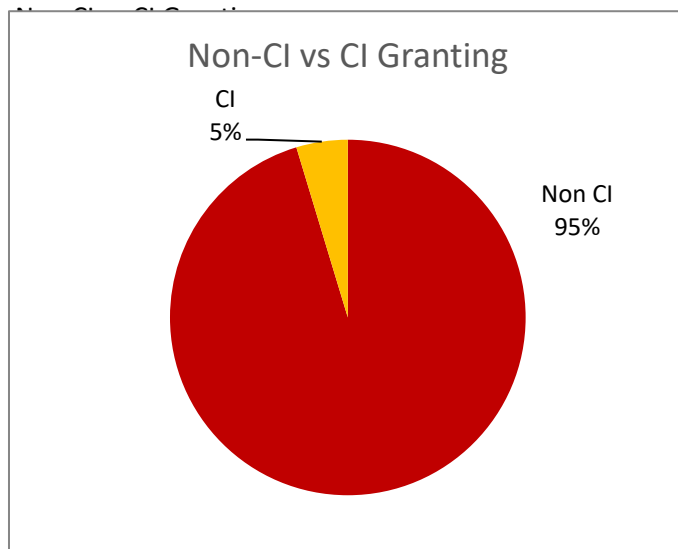
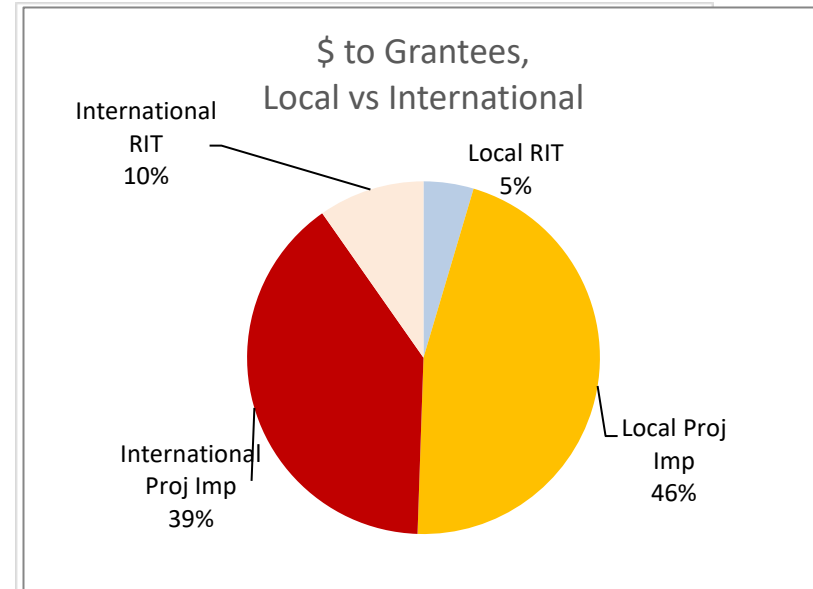
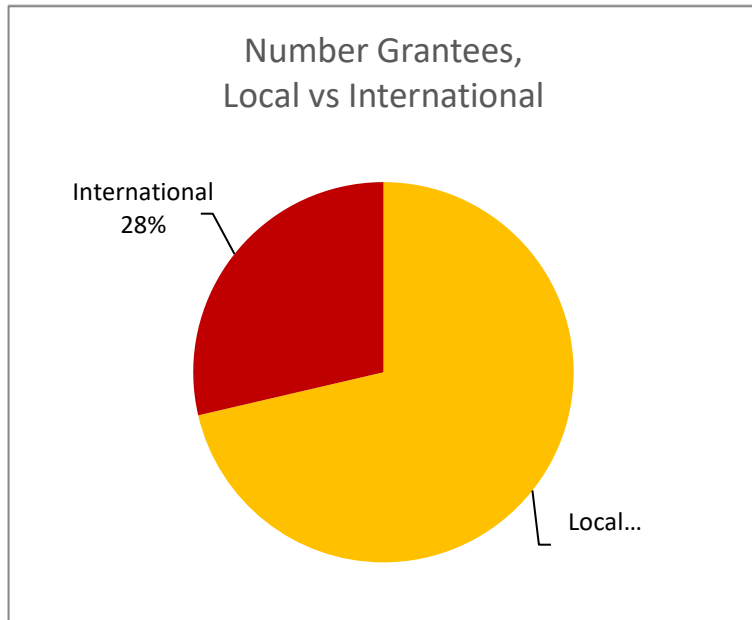
³ Pending spending authority approval in Tropical Andes III hotspot to support Ecuador

³ Pending spending authority approval in Indo-Burma 3 hotspot for the amount of \$2.5 million



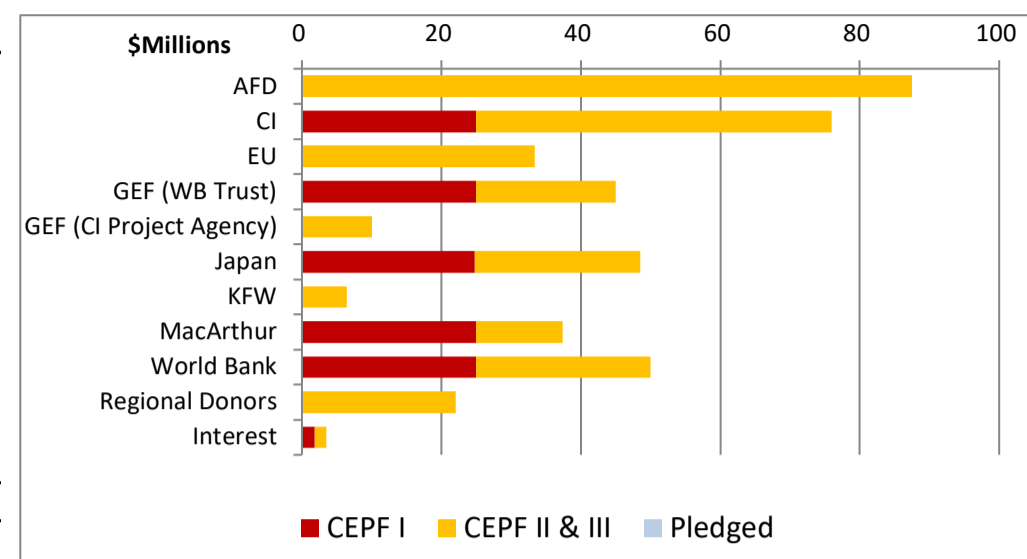
CEPF Phase II & III Grant Portfolio as of 09/30/22

Number of Grantees:	1,927
Amount Granted (US \$000s):	\$ 184,629

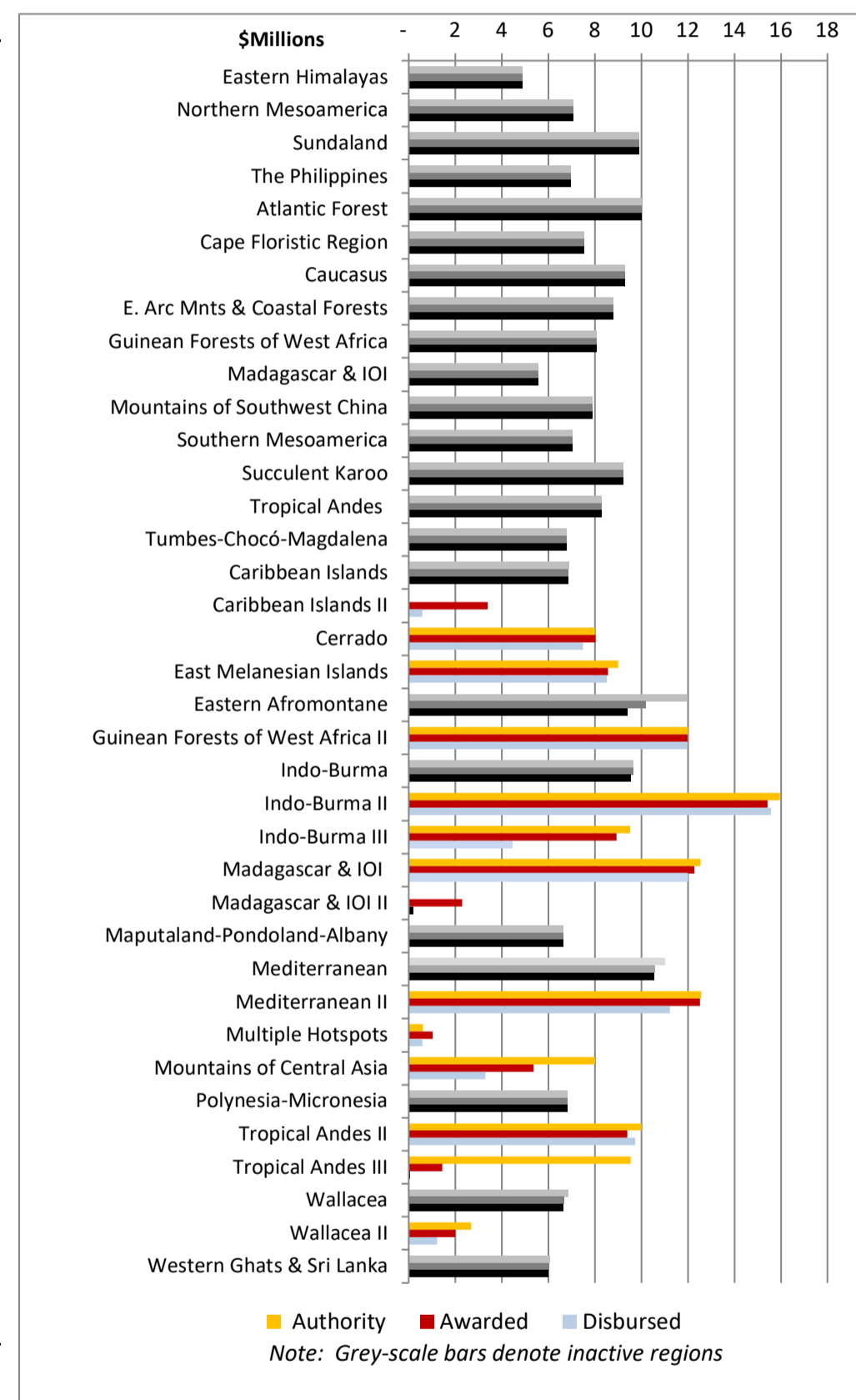


CEPF Quarterly Report
Income Statement from Inception to 09/30/22 (US \$000s)

Revenue	CEPF I	CEPF II & III	Total	Pledged
L'Agence Française de Développement	0	87,485	87,485	0
Conservation International	25,000	51,000	76,000	0
European Union	0	33,396	33,396	0
Global Environmental Facility (WB Trust)	25,000	20,000	45,000	0
Global Environmental Facility (CI Project Agency) ²	0	10,000	10,000	0
Government of Japan	24,750	23,775	48,525	0
KFW	0	6,454	6,454	0
MacArthur Foundation	25,000	12,425	37,425	0
The World Bank	25,000	25,000	50,000	0
Regional Donors ¹	0	22,007	22,007	0
Interest earned	1,871	1,597	3,468	0
Total Revenue to Date	126,621	293,140	419,760	0



Expense	CEPF I	CEPF II & III	Total	Total	CEPF II & III
Grants by hotspot	Awarded	Awarded	Awarded	Disbursed	Balance
CEPF I only					
Eastern Himalayas	4,883	0	4,883	4,883	0
Northern Mesoamerica	7,079	0	7,079	7,079	0
Sundaland	9,901	0	9,901	9,901	0
The Philippines	6,970	0	6,970	6,970	0
CEPF I and CEPF II consolidation					
Atlantic Forest	7,615	2,395	10,010	10,010	0
Cape Floristic Region	5,966	1,585	7,551	7,551	0
Caucasus	8,298	990	9,288	9,288	0
E. Arc Mnts & Coastal Forests	7,064	1,726	8,790	8,787	0
Guinean Forests of West Africa	6,165	1,907	8,073	8,073	0
Madagascar & IOI	4,170	1,386	5,556	5,556	0
Mountains of Southwest China	6,535	1,351	7,886	7,888	0
Southern Mesoamerica	5,411	1,636	7,047	7,047	0
Succulent Karoo	7,834	1,387	9,221	9,221	0
Tropical Andes	6,130	2,157	8,287	8,287	0
Tumbes-Chocó-Magdalena	4,952	1,846	6,798	6,798	0
Consolidation (unallocated)	0	0	0	0	56
CEPF II and CEPF III					
Caribbean Islands	0	6,873	6,873	6,874	27
Caribbean Islands II	0	3,396	3,396	598	8,404
Cerrado	0	8,028	8,028	7,485	(28)
East Melanesian Islands	0	8,570	8,570	8,529	430
Eastern Afromontane	0	11,975	11,975	11,962	25
Guinean Forests of West Africa II	0	10,206	10,206	9,397	1,794
Indo-Burma	0	9,657	9,657	9,539	0
Indo-Burma II	0	15,436	15,436	15,559	530
Indo-Burma III	0	8,930	8,930	4,478	598
Madagascar & IOI	0	12,279	12,279	11,974	261
Madagascar & IOI II	0	2,300	2,300	200	28,200
Maputaland-Pondoland-Albany	0	6,647	6,647	6,638	3
Mediterranean	0	10,601	10,601	10,566	416
Mediterranean II	0	12,522	12,522	11,219	41
Mountains of Central Asia	0	5,381	5,381	3,296	2,619
Multiple Hotspots	0	1,034	1,034	596	(434)
Polynesia-Micronesia	0	6,829	6,829	6,829	0
Tropical Andes II	0	9,405	9,405	9,728	595
Tropical Andes III	0	1,444	1,444	67	8,101
Wallacea	0	6,690	6,690	6,635	160
Wallacea II	0	2,006	2,006	1,223	684
Western Ghats & Sri Lanka	0	6,055	6,055	6,016	22
Total Grants to Date	98,974	184,629	283,603	266,749	52,507



Other Expenses to Date

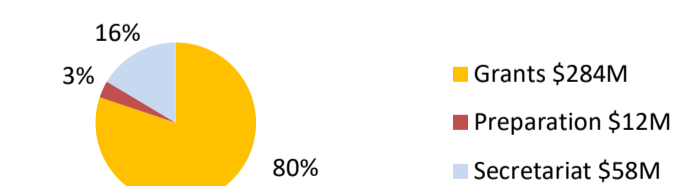
Preparation	6,714	5,388	12,102
GEF-PPG	0	200	200
Special Projects	349	3,001	3,350
Operations Costs	17,659	40,500	58,159
Total Other Expenses to Date	24,722	49,090	73,811

Total Expense	123,695	233,718	357,414
----------------------	----------------	----------------	----------------

Fund Balance			62,346
---------------------	--	--	---------------

CEPF Expenses by Category

excludes special projects from interest revenue



¹ Regional donors include Bloomberg Vibrant Oceans Initiative, Walton Family Foundation, The Margaret A. Cargill Foundation, The Packard Foundation and The Nimick Forbesway Foundation for Wallacea 2; The Margaret A. Cargill Foundation for IndoBurma; MAVA Foundation and The Prince Albert II of Monaco Foundation for the Mediterranean; and The Leona M. and Harry B. Helmsley Charitable Trust for Madagascar & Indian Ocean Islands and Myanmar.

² Full project value of \$10.682M, of which \$10M is direct support to CEPF program.