

10 Years of CEPF Investment to Support the Convention on Biological Diversity 2010 Targets



CRITICAL ECOSYSTEM
PARTNERSHIP FUND

A Special Report prepared for the
Critical Ecosystem Partnership Fund by
Conservation International's
Science and Knowledge Division

Crosse, W. 2010. 10 years of CEPF investment to support the Convention on Biological Diversity 2010 target. Report, Critical Ecosystem Partnership Fund, Conservation International, Arlington, VA. 16pp.

about CEPF

Established in 2000, the Critical Ecosystem Partnership Fund (CEPF) is a global leader in enabling civil society to participate in and influence the conservation of some of the world's most critical ecosystems. CEPF is a joint initiative of l'Agence Française de Développement (AFD), Conservation International, the Global Environment Facility (GEF), the Government of Japan, the John D. and Catherine T. MacArthur Foundation, and the World Bank. CEPF is unique among funding mechanisms in that it focuses on high-priority biological areas rather than political boundaries and examines conservation threats on a landscape scale. From this perspective, CEPF seeks to identify and support a regional, rather than a national, approach to achieving conservation outcomes and engages a wide range of public and private institutions to address conservation needs through coordinated regional efforts.

10 years of CEPF investment to support the Convention on Biological Diversity 2010 targets

Introduction

2010 is a landmark year for the conservation community as it marks the target for the Parties to the Convention on Biological Diversity (CBD) to achieve ‘a significant reduction in the rate of biodiversity loss.’ This agreement has served as one of the most powerful conservation policy mechanisms implemented to date. It has not only helped stimulate important action to safeguard biodiversity, but also raised the profile of biodiversity monitoring needs, thus serving as a catalyst for designing appropriate measures that communicate progress and contributions towards accomplishing this target. The 10th CBD meeting in Nagoya presents a major opportunity for the conservation community, governments, private sector and civil society to take stock of where, how and how well we, as a collective global community, have made advances in safeguarding species and vital ecosystems and maintaining the benefits that these provide to people.

It is also 10 years since the inception of the Critical Ecosystem Partnership Fund (CEPF). CEPF is an innovative partnership bringing together l’Agence Française de Développement, Conservation International, the Global Environment Facility, the Government of Japan, the John D. and Catherine T. MacArthur Foundation and the World Bank. \$124 million has been invested across 18 biodiversity hotspots with the principal objective of mobilizing civil society participation in biodiversity conservation *in places where it matters most*. For representing only 0.5 percent of total biodiversity-related aid to developing countries over the last decade (OECD, 2008), CEPF has played an evident role in global efforts to achieve CBD targets and much of this must be owed to the attention it has given to three main principles supported by the CBD. These are 1) that biodiversity and its component parts of species, habitats and ecological processes serve as the foundation of human well-being; 2) that safeguarding ecosystems, species and genetic diversity is best achieved through site conservation tactics that target areas of particular importance for biodiversity and for ecosystem service delivery; and 3) that building capacity, credibility and confidence of civil society in regions where biodiversity value is greatest and threats most impacting maximizes the potential for long lasting conservation action and effective national implementation of the CBD.

Methodology and scope of study

This study focuses on CEPF’s *contributions* to helping achieve a subset of targets set forth under the CBD framework (Table 1). Particular focus is on highlighting the strategic attention CEPF investment has given to the highest conservation priority species and sites for meeting CBD targets, and on CEPF achievements in helping generate knowledge of threats and biodiversity status for measuring progress in meeting 2010 CBD targets. This study did not, however, reach a level of data compilation and analysis to truly understand whether CEPF investments can be attributed to changing biodiversity status.

Table 1: Convention on Biological Diversity goals and targets supported by CEPF investments.

GOALS	TARGETS
1. Promote the conservation of the biological diversity of ecosystems, habitats and biomes	1.1: At least 10% of each of the world's ecological regions effectively conserved. 1.2: Areas of particular importance to biodiversity protected
2. Promote the conservation of species diversity	2.1: Restore, maintain, or reduce the decline of populations of species of selected taxonomic groups 2.2: Status of threatened species improved.
8. Maintain capacity of ecosystems to deliver goods and services and support livelihoods	8.1: Capacity of ecosystems to deliver goods and services maintained
11. Parties have improved financial, human, scientific, technical and technological capacity to implement the Convention	11.1: New and additional financial resources are transferred to developing country Parties, to allow for the effective implementation of their commitments under the Convention, in accordance with Article 20 11.2: Technology is transferred to developing country Parties, to allow for the effective implementation of their commitments under the Convention, in accordance with its Article 20, paragraph 4.

Since its inception CEPF has recognized that site based conservation is one of the most important and successful strategies for reducing global biodiversity loss, and as a result adopted the Key Biodiversity Areas (KBA) approach as the framework for pinpointing site-level conservation targets and priorities. KBAs as sites of global significance for biodiversity conservation are identified using transparent, globally standard criteria (Langhammer *et al.*, 2007). It extends to all taxonomic groups the methodology employed by BirdLife International and Plantlife International to identify Important Bird Areas (IBAs) and Important Plant Areas (IPAs) respectively. It is a tool widely used by governments, intergovernmental organizations, NGOs and the private sector to expand protected area networks. For CEPF it has successfully been used for determining why and where investments should be made. For this study we determined which of 1,011 grants administered across 15 hotspots¹ benefited components of conservation in KBAs, including Alliance for Zero Extinction (AZE) sites, the last remaining strongholds for one or more Critically Endangered or Endangered species. Each investment was mapped to one or more KBAs documented in the World Biodiversity Database (WBDB). For each grant this study also categorized the type and scale of investment and grantee. These standardized categories were created through thorough research of grantmaking patterns across all

¹ This study included 15 hotspots where CEPF investment has closed or is currently in consolidation phase. (Atlantic Forest, Tropical Andes, Tumbes-Chocó-Magdalena, Mesoamerica, Guinean Forests of West Africa, Eastern Afromontane, Coastal Forests of Tanzania, Madagascar and Indian Ocean Islands, Succulent Karoo, Cape Floristic Region, Caucasus, Eastern Himalayas, Mountains of Southwest China, Philippines, and Sundaland). Three hotspots, Western Ghats and Sri Lanka, Indo-Burma and Polynesia-Micronesia were omitted from this study because investment only commenced in 2008.

portfolios. While selected larger grants were multidisciplinary, this study strived to align project goals with only one investment and grantee type and scale category in order to allow quantitative analysis of CEPF's strategic contributions.

Analyzing the contribution of CEPF investments in KBAs required categorizing grants by scale based on their relationship with site-based conservation. Each grant was placed under one of three broad categories of investment placement for analysis purposes. The first type was those targeting individual KBAs. These grants delivered the greatest potential to influence the status of conservation given the close association between funding objectives and conservation action at an individual site. Examples include investments to survey abundance and distribution of species in individual KBAs, establish protection status, or build community capacity to prevent and control pressures within individual KBAs. The second type was those targeting landscape, country, regional and global KBA networks. These grants, dispersed across multiple KBAs, less directly influence the status of conservation in individual KBAs but defensibly create enabling conditions for site conservation action to be achieved. Examples include small grants programs delivering investment across many KBAs, assessments of biodiversity status, threats and management needs across KBA networks, or strengthening and expanding grassroots civil society networks that benefit multiple KBAs. The third type of investment was those that did not focus on conservation in KBAs. Examples include investments in CEPF coordination activities, scientific dissemination activities, lessons learned workshops, stakeholder consultations to address threats to biodiversity conservation, policy engagement, or creation of long-term financing mechanisms.

For an analysis global in scope this study naturally had data limitations. Two investment regions – Cape Floristic Region and Succulent Karoo - did not conduct site scale priority setting as part of CEPF led ecosystem profiles². Ecosystem profiling for each investment region was completed pre-KBA methodology resulting in there being little basis for systematically informing site scale investments. This created a considerable challenge mapping names of sites in CEPF grant reports to sites of conservation significance. While additional priority setting layers such as IBAs were considered, these were not discrete enough to confidently tie to investments without generating commission errors. These two investment regions were not fully represented in some analyses as a result.

² CEPF uses a process of developing "Ecosystem Profiles" to identify and articulate an investment strategy for each Hotspot to be funded. Each profile reflects a rapid assessment of biological priorities and the underlying causes of biodiversity loss within particular ecosystems. The profile couples these two elements with an inventory of conservation-related investment taking place within the region and other key information to identify how CEPF funding can provide the greatest incremental value. Ecosystem Profiles are developed by a wide range of local, national and regional partners who build a common vision and develop an investment strategy for the hotspot.

Smart investment in places where it matters most

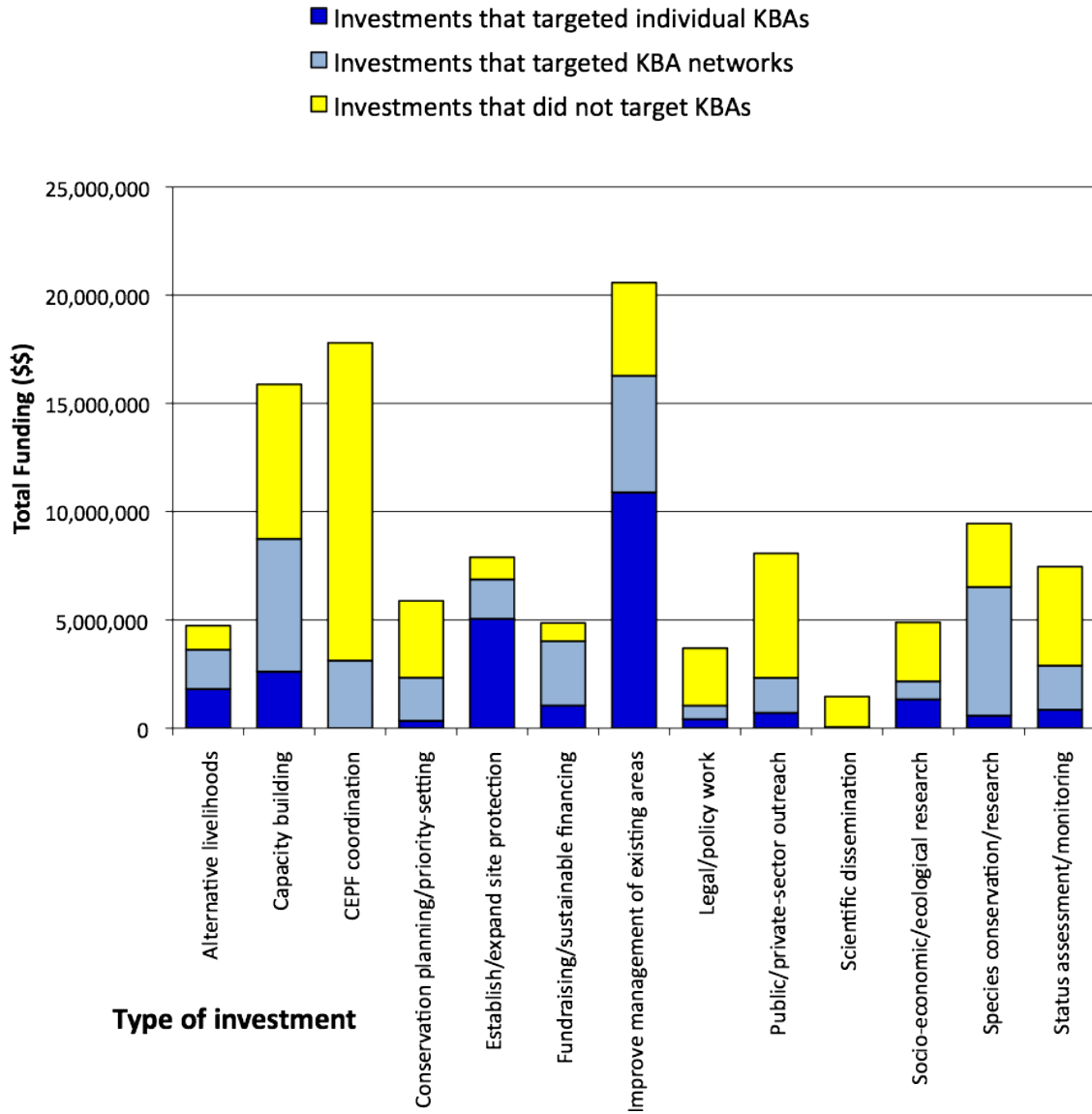
To effectively conserve biodiversity as a whole, conservation action must focus on its key components: individual species in need of conservation, and on sites that are most important for their persistence. By embedding this philosophy in its approach this is exactly what CEPF has done. Over 10 years a total of 493 Key Biodiversity Areas, totaling an area of 664,520 sq km, have received CEPF investments across 15 hotspots. This includes 58 AZE sites. Just over one quarter (27%) of KBAs defined across 15 hotspots and 10% of AZE sites defined globally have benefited, covering 47% of the total area of KBAs within these 15 hotspots. Furthermore, 165 KBAs and 35 AZE sites have received funding solely focused on individual sites. These findings are testament to the strategic nature of CEPF.

By building on foundational principles that align with the CBD's 2010 goal CEPF has positioned itself to provide a focus on globally threatened species, protected areas and connectivity within key landscapes, and has done so through investment in KBAs. CEPF can attribute 53% (\$60,243,818) of grants awarded to date to components of site conservation work. These include developing sustainable financing mechanisms, promoting nature-based alternative livelihoods for communities, or ensuring effective and sustainable management in individual protected areas. While the remaining 47% of funding has been disbursed more broadly, it has indirectly influenced conservation in situ by enabling local and national conservation communities, businesses and societies to scale up such work independently.

CEPF's support for site conservation work has placed a huge emphasis on two pillars of the CBD over 10 years - species conservation (CBD goal 2) and protected areas (CBD goal 1). 81% of funding made in establishing/expanding site protection and improving management of existing areas³ delivered conservation actions in KBAs. Furthermore, 65% of investments in species conservation/research delivered actions in KBAs. The majority of these (58%) have been delivered through small grants programs and species-specific funds that were subsequently dispersed across multiple KBA networks (Figure 1).

³Improving management of existing areas are investments made in developing and implementing management plans, stakeholder agreements, governance structures, incentive mechanisms, market based solutions or other natural resource management strategies that strengthen the ability of site protection measures to meet biodiversity conservation objectives.

Figure 1: Proportion of funding that targeted KBAs, by type of CEPF investment.



In looking at the different types of investment targeting KBAs, considerable attention has been given to improving management of areas, helping to establish new protected areas, building capacity and providing narrow focused research and conservation measures for globally threatened species residing across these 493 KBAs (Figures 2 & 3). A considerable amount of resources have been dedicated to improving the management of existing areas with 115 grants investing \$16,280,096 across 106 KBAs covering 160,495 sq km. This includes \$2,124,442 across 24 grants that focused on individual AZE sites covering 21,082 sq km. These investments provide unquestionable evidence of CEPF’s commitment to mitigating the risk of extinction to species through tangible site-based interventions. Complemented by the recognition that strengthening civil society capacity and commitments to fundraising act as much needed catalysts for sustained protection, these strategic achievements support fundamentals of the CBD framework.

Figure 2: Percentage of grants and funding benefiting confirmed KBAs, including AZE sites.

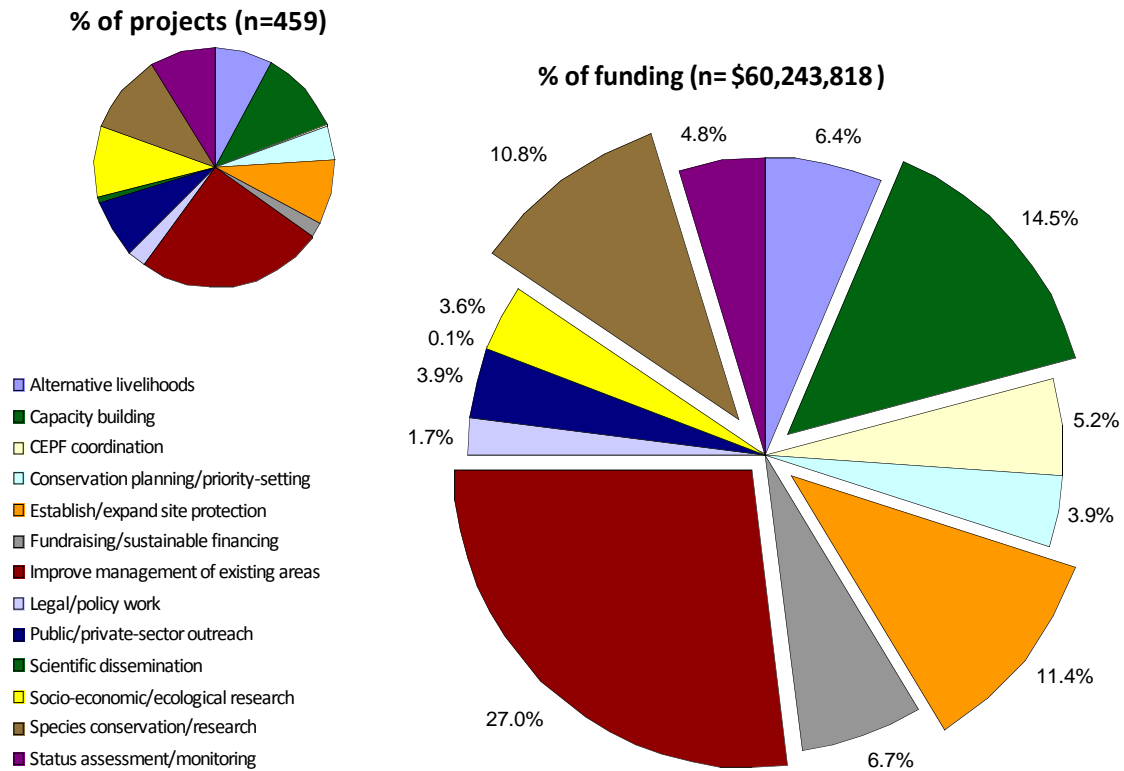
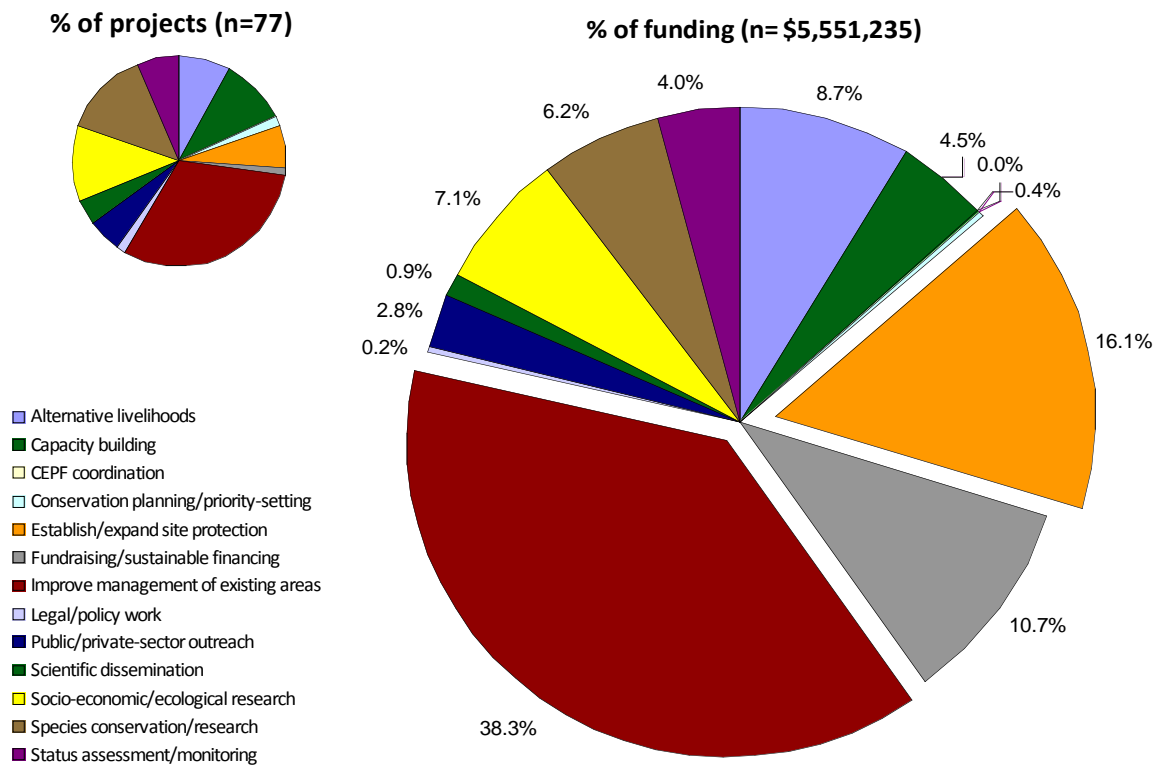


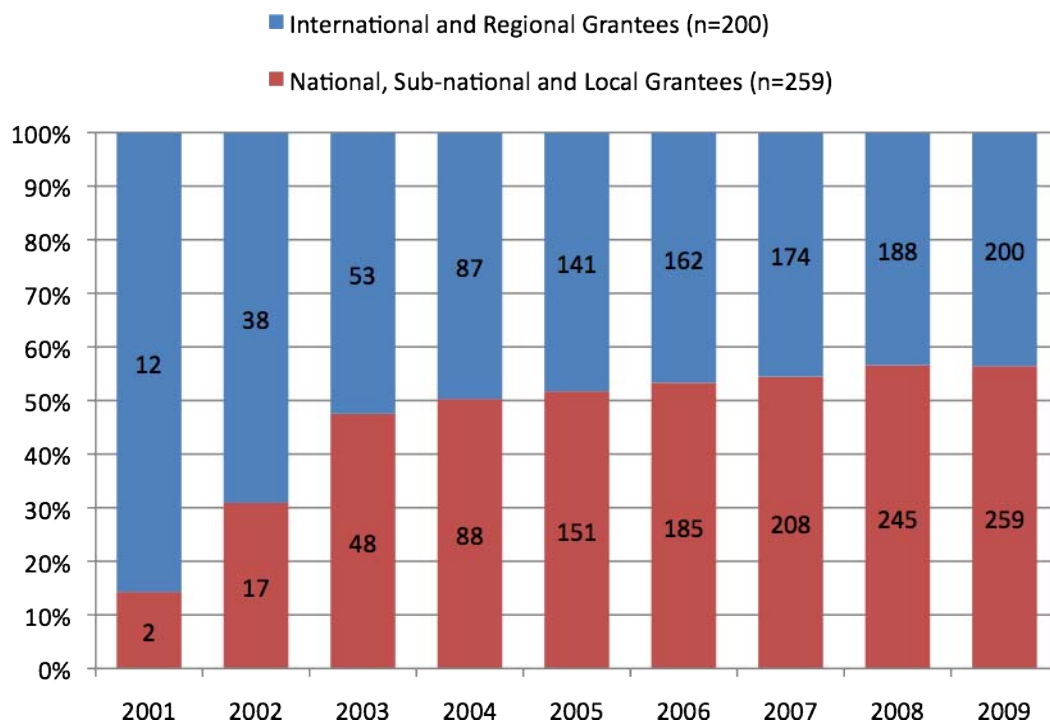
Figure 3: Percentage of grants and funding focused on individual AZE sites.



Site conservation action through national and local organizations

Effective implementation of commitments under the Convention requires the transfer of human, scientific and technical capacity to the parties as aspired to under CBD target 11 (Table 1). Long lasting stewardship of biodiversity is most effective when investment is made in individuals and constituencies with the greatest knowledge of the biological and socio-economic context in question. As a global conservation funding mechanism CEPF has held firm to the belief that national and local civil society groups are best positioned to secure maximum conservation gains in sites where it matters most. For the type of investments that have focused most on site conservation actions - capacity building, establishing/expanding protected areas, improving management of existing areas and species conservation/research - 64% of projects have been delivered by national, sub-national and local grantees. These are organizations best placed to address complex site conservation challenges. Furthermore, for all types of investment in KBAs the ratio of projects implemented by national, sub-national and local organizations has increased over time (Figure.4), suggesting an emerging confidence in CEPF to mobilize conservation action through partners most closely connected to the challenges.

Figure 4: Change in cumulative proportion of CEPF projects implemented by international and regional organizations vs. national, sub-national and local organizations for site conservation action.

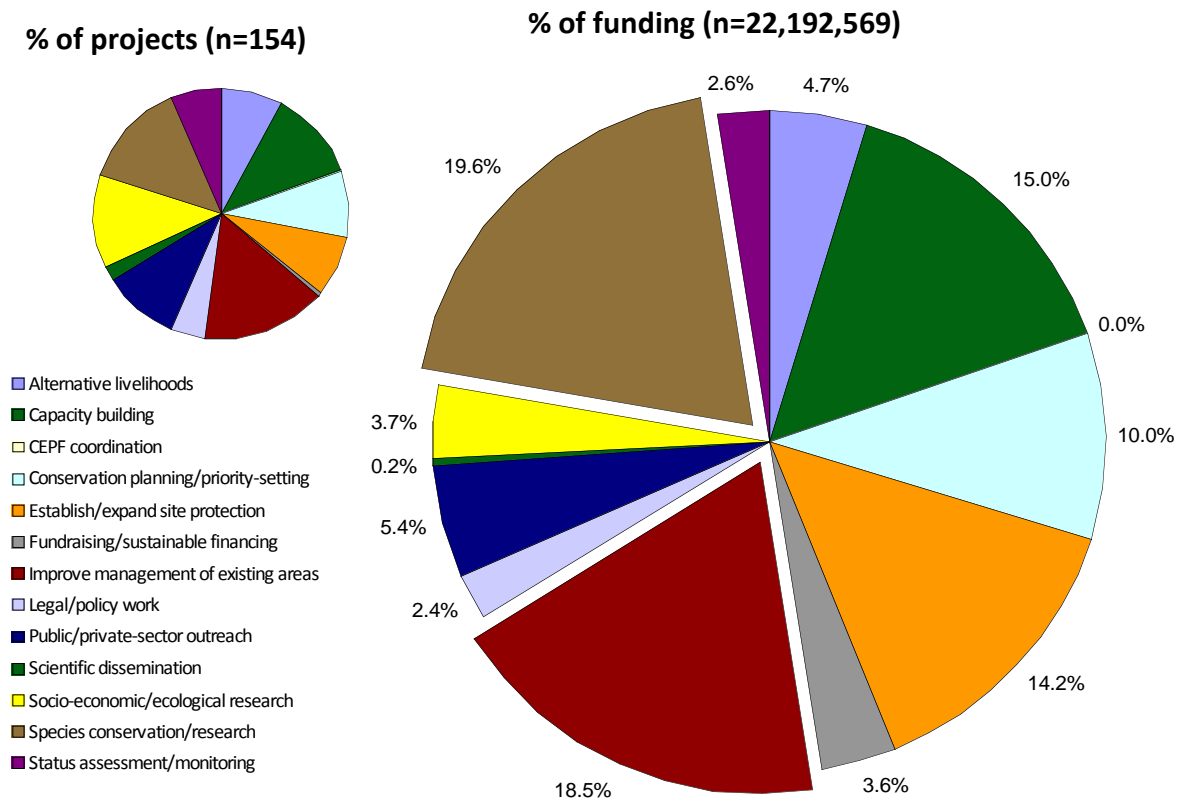


Promoting the conservation of species diversity

CEPF has made investments focused on improving the status of threatened species, a key CBD target, by providing site conservation measures for at least 101 Critically Endangered species, 298 Endangered species and 629 Vulnerable species across 15 hotspots⁴ - a total of 6% of all species assessed as Critically Endangered, Endangered and Vulnerable based on the IUCN Red List of Threatened Species (IUCN, 2010). But while many types of interventions have helped these species to persist, investments in species conservation/research have been particularly strategic in pinpointing areas where the extinction risk is greatest. Investments in species conservation/research have been delivered with precision across a global network of KBAs where 65 Critically Endangered species, 195 Endangered species, and 452 Vulnerable species reside. For Critically Endangered species this equates to 62% of the total number benefiting through all types of CEPF investment. No other type of investment has focused on KBAs where such a high number of Critically Endangered species exist, and only investments in improving the management of existing areas has rivaled species conservation/research in delivering major funding to many KBAs where Critically Endangered species occur. 21 grants have provided \$4,346,392 across 60 KBAs (Figure 5). This is a major tribute to CEPF's species conservation work.

⁴ Globally threatened species data was compiled from KBA attribute tables and the World Biodiversity Database (WBDB). Species counts were not included for Mesoamerica, Succulent Karoo or Cape Floristic Region due to paucity of data for Mesoamerica and no KBA identification complete for Succulent Karoo and Cape Floristic Region.

Figure 5: Percentage of grants and funding benefiting confirmed KBAs where Critically Endangered species reside.



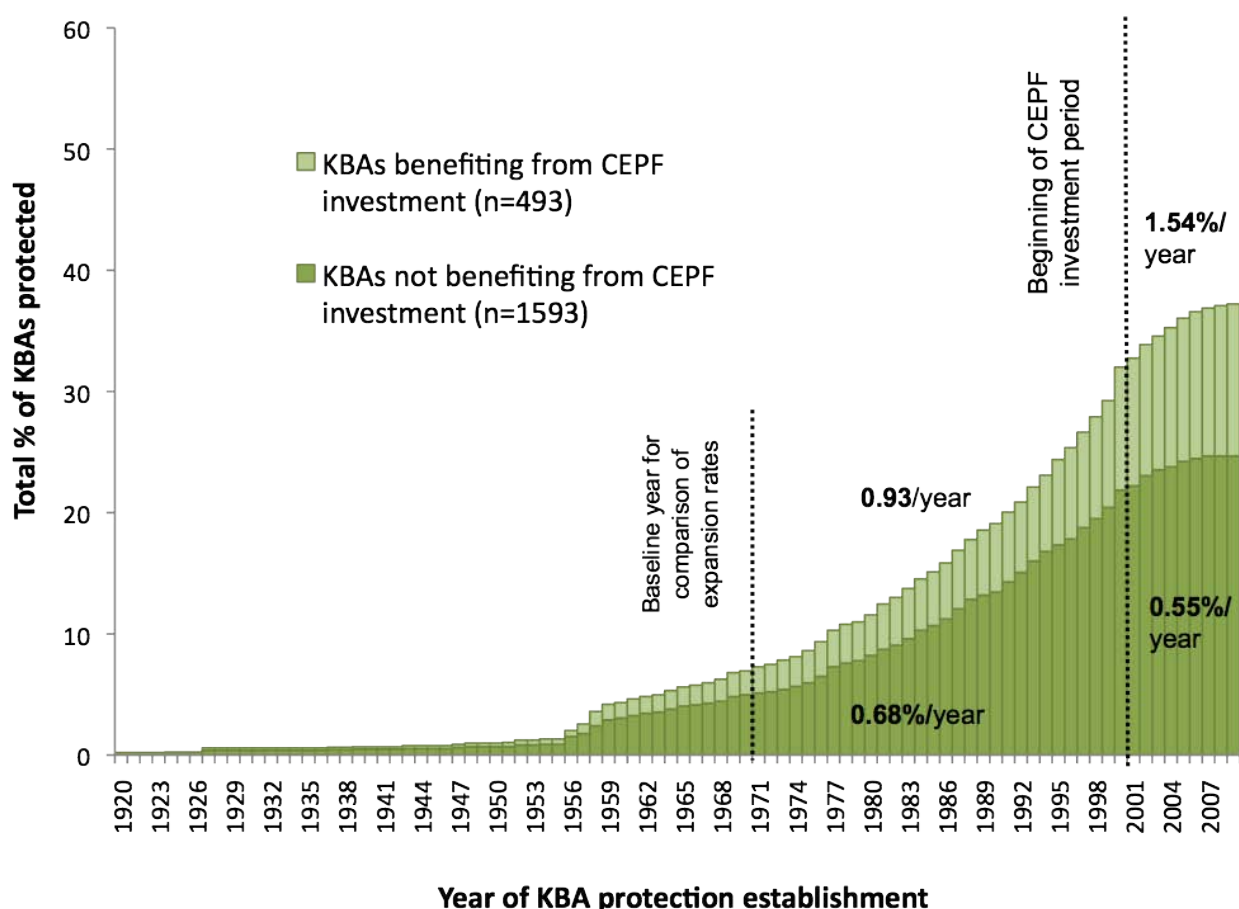
Promoting the protection of areas of particular importance to biodiversity

Protected areas are the cornerstone of *in situ* conservation (Chape *et al.*, 2005), because safeguarding sites is the most effective means of conserving habitat essential for the survival of threatened species and delivery of ecosystem services for surrounding communities. The CBD adopted the target of at least 10% of each of the world's ecological regions effectively conserved, and while only one of many components of the strategic framework, CEPF leveraging funding mechanisms and supporting NGO groups and private and public sector entities have made huge advances by establishing and expanding 108,784 sq km of protected areas - approximately 6% of the total terrestrial area nationally protected between 2000 and 2009 (UNEP-WCMC, 2009). Over 10 years, CEPF has contributed to the establishment of 50 formal protected areas totaling 97,400 sq km,⁵ and 28 community reserves and sites under other forms of protection totaling 5,793 sq km. Furthermore, CEPF investments have helped expand the coverage of 11 protected areas totaling 5,591 sq km⁶. These protected areas are now providing the strictest of conservation measures for a conservatively extrapolated 50 Critically Endangered species, 85 Endangered species and 250 Vulnerable species.

⁵ 12 Strict Nature Reserves (IUCN category I), 13 National Parks (IUCN category II), 7 Managed Resource Protected Areas (IUCN Category VI), 6 Species/Habitat Management Areas (IUCN Category IV), Protected Landscape (IUCN Category V), 1 Ramsar Convention on Wetlands site and 10 currently undefined.
⁶ 3 Strict Nature Reserves (Category I), 4 National Parks (Category II), 2 Habitat/Species Management Areas (Category IV), 1 Protected Landscape (Category V) and 1 other.

Demonstrating direct attribution for investments that have contributed to the establishment of these protected areas does not tell the whole story. In total, \$7,873,740 has been committed to establishing and expanding protected areas, whether coordinating consensus building among stakeholders, creating enabling conditions for protected area networks, designing management plans or training practitioners. However, other investments in legal/policy, private/public sector outreach, capacity building, socio-economic/ecological research and conservation planning and priority setting, while more removed from achievement of site outcomes, have also played an important role in achieving CBD target 1.2 of protecting areas of particular importance to biodiversity (Figure 6).

Figure 6: Change in protected area coverage for 12 investment regions⁷ in KBAs benefiting from CEPF investment vs. KBAs not benefiting from CEPF investment.



⁷ Succulent Karoo and Cape Floristic Region investments regions were not included in Figure 6 due to data limitations (see methodology and scope of study section). Furthermore, the East Africa component of Figure 6 used KBAs and protected areas within the limits of the old hotspot, Eastern Arc Mountains and Coastal Forests of Tanzania and Kenya (EACF). Given that CEPF has already invested US \$ 7 million in 103 projects in the EACF between 2004 and 2009 the analysis used this investment region as the unit of analysis.

Across 12 portfolios assessed for this analysis 753 of 2086 KBAs⁸, or 36% of KBAs, currently benefit from protection status.⁹ Figure 6 shows that between 1970 and 1999¹⁰, protected area coverage of KBAs increased at an average rate of 0.93%/year for those that benefited from future CEPF investment and 0.68% for those that did not benefit from CEPF investment. Since the inception of CEPF, protected area coverage of KBAs has decreased to an average rate of 0.55% per year for sites where CEPF did not invest but increased to an average rate of 1.54% per year for sites where CEPF did invest, a total increase of 0.61% per year over the baseline rate of expansion. The rate of expansion of protected area coverage for KBAs where CEPF invested was almost three times that for KBAs where CEPF did not invest; an indication that CEPF has served as a catalyst for increasing the coverage of protected areas in places most necessary to alleviate the loss of biodiversity.

Generating scientific knowledge for decision making and long-term monitoring

A fundamental strategic track of CEPF has been to use the best available science to isolate species at risk of extinction and develop decision support tools for planning appropriate conservation responses. CEPF has made small but vital contributions in global efforts to identify and document species most in need of conservation attention. \$870,000 has been invested in completing IUCN (World Conservation Union) Red List assessment workshops in Mesoamerica, Caucasus, East Africa and Sumatra for 1,880 plants, 724 small mammals, 427 reptiles, 26 amphibians, 20 birds, 20 freshwater fishes and 49 butterflies. This constitutes 6.7% of species currently assessed for their threatened status on the IUCN Red List. Furthermore over \$1,700,000 has been invested in identifying and refining 876 KBAs and establishing sustainable biodiversity monitoring networks across the Philippines, Sundaland, Mesoamerica, Mountains of Southwest China, Coastal Forests of Tanzania and Eastern Afromontane hotspots.

Measuring achievements of the ambitious CBD goals requires ambitious long-term systematic monitoring. CEPF has contributed to greater understanding of habitat extent and change patterns at scales necessary for adequate measurement of CBD targets. With the acknowledgement that terrestrial biodiversity (and the maintenance of essential ecosystem services) is dependent on natural forest, CEPF has invested over \$500,000 specifically for forest cover analyses that provide understanding of broad scale deforestation trends and land-use changes across landscapes, countries and hotspots. Habitat change detection baselines have been completed for 30% of the total area in the 15 hotspots where CEPF invested. Many of these projects have also delivered major training components that have transferred highly technical expertise to countries where national capacity for CBD indicator data collection and information management is essential.

⁸ Values calculated pre-2001 include all assumed KBAs with protected status before this year, although of course sites now identified as KBAs were neither described nor recognized as such in past years.

⁹ For this study the following standards were used; 1) a KBA is considered "fully protected" if at least 80% of its extent is under protection, 2) all KBAs used for this analysis were confirmed or candidate KBAs, and 3) only protected areas fitting an IUCN definition of a protected area or considered protected through international conventions were used.

¹⁰ For analysis purposes, 1970 was chosen as the baseline. Yearly rates of global protected area establishment increased significantly during this period making 1970 to the beginning of CEPF investment the most logical period for comparing against rates of expansion during CEPF investment.

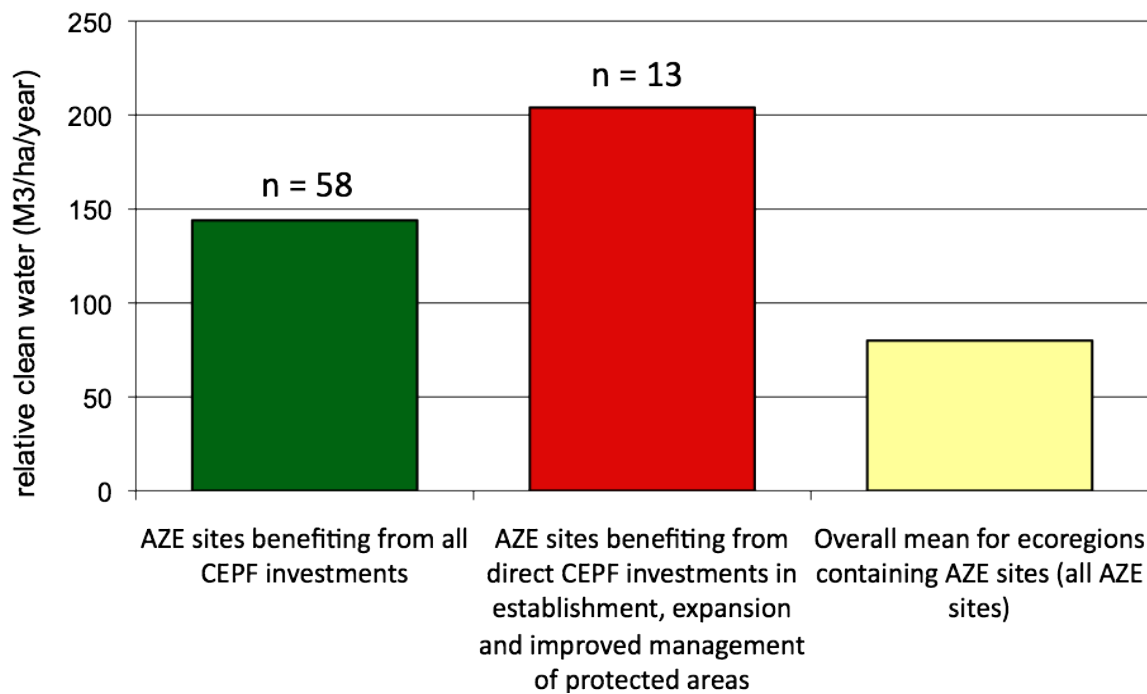
Maintaining capacity of ecosystems to deliver goods and services and support livelihoods.

While the majority of CEPF's work has stimulated responses to biodiversity challenges, its strategic framework to date has also considered interventions that recognize development concerns (to achieve conservation ends) are increasingly important in a world that must integrate the value and contribution of biodiversity into economic and social systems. Supporting the design and implementation of alternative livelihood strategies has therefore been a key tactic of CEPF's global funding program. 34 KBAs, including 11 AZE sites, have benefited from a total investment of \$2,693,898 for the development of alternative livelihoods across all 15 hotspots. Across these areas CEPF has helped establish long lasting nature-based businesses, education and awareness ventures, payments for ecosystem service models and local stewardship programs. With 76% of alternative livelihood projects implemented by national, sub-national and local organizations CEPF has been able to help establish accessible support mechanisms for communities continuing to embrace positive incentives and sustainable solutions to conserving biodiversity.

One CBD target (Target 8.1) has been to maintain the capacity of ecosystems to deliver goods and services. The availability, quality, and quantity of sustainable fresh water often come from areas and practices that integrate and sustain natural healthy ecosystems on which fresh water depends. Many forms of CEPF investment have provided watershed protection, and thereby helped to lock up water services essential for the well-being of downstream populations. Figure 7 shows estimates of clean water to downstream populations from AZE sites where fine scale land cover data were available. These data were used to refine results based on their estimated influence on the quality of water provision estimates to downstream populations using a coarse global model (based on runoff, drainage directions and human population).

The results show that by focusing on AZE sites CEPF has not only delivered conservation measures for over 90% of the global population of Critically Endangered or Endangered species but also helped secure high values of clean water. As Figure 7 shows, AZE sites deliver a substantially greater amount of clean freshwater than other sites within ecoregions containing AZE sites. Those AZE sites benefiting from very tangible site-based investments in new protection and improved management delivered 204 M³/ha/year of clean water, underlining the value of placing CEPF funding attention on high priority areas for biodiversity conservation in order to also maximize delivery of essential clean water services to downstream human populations.

Figure 7: Relative clean water (M³/h/year) delivered through AZE sites benefiting from CEPF investments vs. overall mean for ecoregions containing AZE sites.



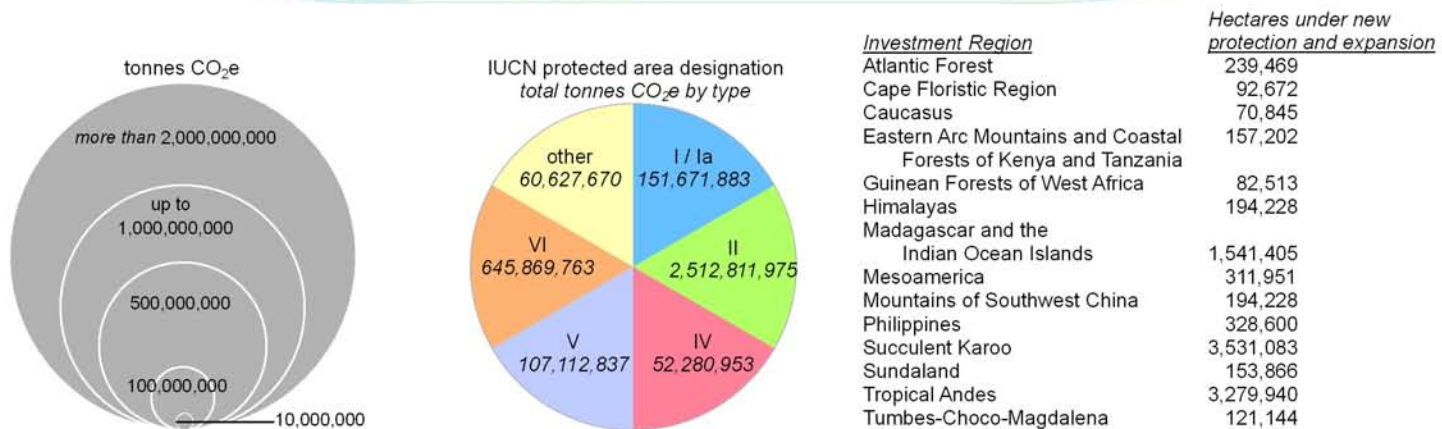
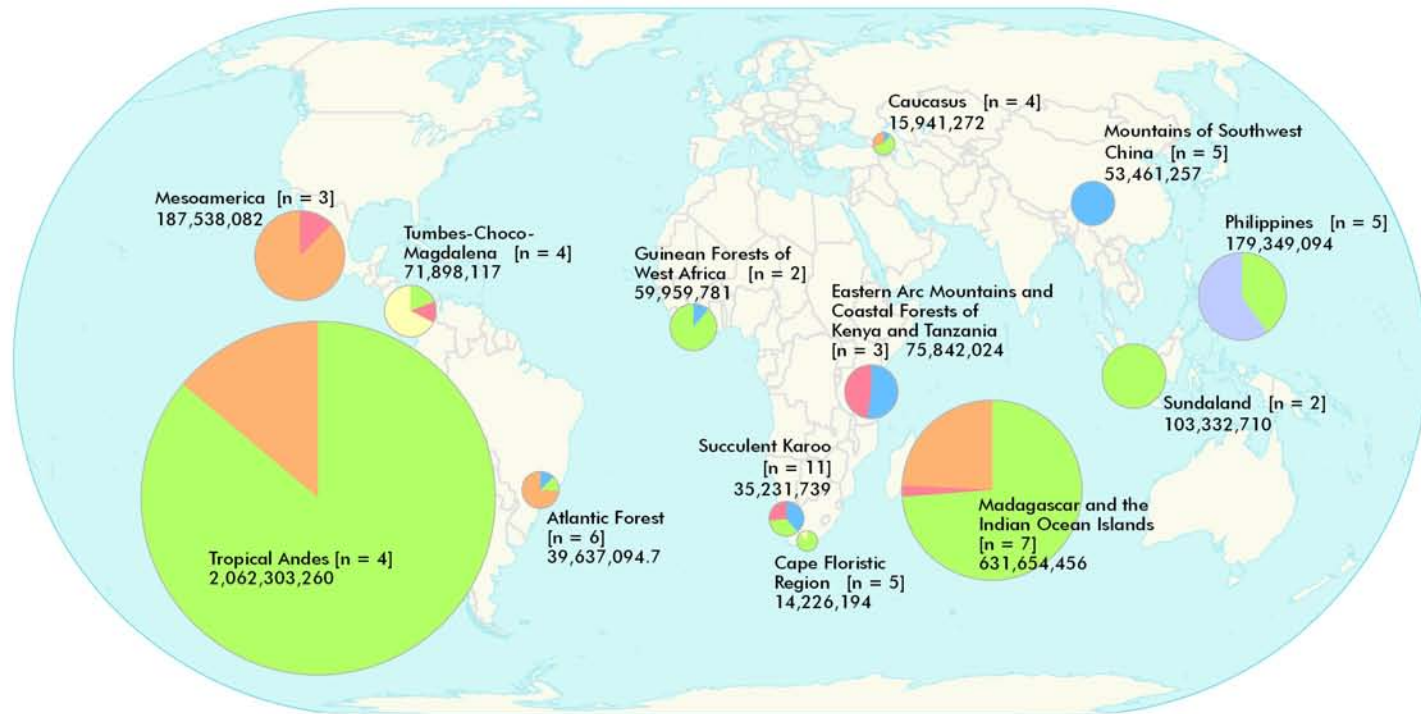
Terrestrial ecosystems store almost three times as much carbon as is in the atmosphere, thus securing existing carbon reservoirs is among the highest priorities in the climate change mitigation challenge. While CEPF investments in protected areas have primarily served the purpose of biodiversity conservation, they have provided additional value by sequestering and maintaining stocks of carbon. By helping to establish 50 new, and expand 11 protected areas defined under IUCN designation categories, CEPF has contributed to helping secure a total of 1,217,856,039 tonnes of carbon¹¹, or 120.5 tonnes of carbon per hectare in relative terms, in natural forests. This is the equivalent to 3,530,375,083 tonnes of CO₂e (349.3 tonnes of CO₂ per hectare) if lost to the atmosphere, or 13.4% of the total annual global emissions from fossil fuel (26.4Gt; IPCC, 2007).

These achievements have been pursued globally and across five protected area management categories¹² (Figure 8). While only equating to 0.5% of the total tonnes of carbon currently benefiting from protection under IUCN categories I-VI (Campbell *et al.*, 2008) these are important global contributions, particularly 75% of the total tonnes of CO₂e secured through establishment and expansion of national parks (Category II) and strict nature reserves (Categories I and Ia), forms of protection viewed to be more effective at reducing deforestation than those that focus on sustainable resource management (Clark *et al.*, 2008).

¹¹ Carbon storage values were calculated by overlaying shapefiles of protected areas with the Ruesch and Gibbs biomass map. It combines a globally consistent dataset of carbon stored in live biomass (Ruesch and Gibbs 2008) with a dataset on soil carbon to 1 m depth.

¹² Category I: Strict Nature Reserve, Category II: National Park, Category IV: Habitat/Species Management Area, Category V: Protected Land/Seascape, Category VI: Managed Resource Protected Area. Category: Other.

Figure 8: Illustration of tonnes of CO₂ equivalent secured through CEPF investments in legally gazetted protected areas, both new protection and expansion of existing protected areas.



Conclusions:

CEPF has made significant progress over 10 years to put in place long lasting investments for biodiversity in most need of attention. Under a guiding mandate to address the global extinction crisis CEPF has played its part in creating the conditions in which civil society actors have the capacity to help achieve long-term targets promoted under the Convention on Biological Diversity. As this report outlines, attention has been given to protecting and managing areas of importance to biodiversity, improving the status of threatened species and maintaining the capacity of ecosystems to deliver goods and services. In particular, CEPF has delivered the following achievements that support progress towards key CBD goals:

- Funding to areas of particular importance to biodiversity. Just over one quarter of KBAs defined across 15 hotspots and one tenth of AZE sites defined globally, or 47% of the total area of KBAs within the 15 hotspots, have benefited from CEPF investment.
- A commitment from CEPF to promoting the conservation of species diversity and protection of areas of biodiversity importance. Over \$60 million can be attributed to components of site conservation work in KBAs and of this investment 50% has been committed to establishing new protection, improving the management of existing areas and species conservation/research strategies.
- Investments in KBAs that have benefited 6% of all species assessed as Critically Endangered, Endangered and Vulnerable on the IUCN Red List of Threatened Species.
- A contribution to conserving 10% of each of the world's ecological regions through the establishment of 50 formal protected areas totaling 97,400 sq km, and 28 community reserves and sites under other forms of protection totaling 5,793 sq km, as well as the expansion of 11 protected areas totaling 5,591 sq km. These achievements total approximately 6% of all the terrestrial area nationally protected between 2000 and 2009.
- A role in increasing the rate of protected area coverage for KBAs where CEPF invested.
- The legal gazettement and expansion of protected areas that are helping secure a total of 1,217,856,039 tonnes of carbon (120.5 tonnes of carbon per hectare) or 3,530,375,083 tonnes of CO²e (349.3 tonnes of CO₂ per hectare).

Being one of only a few global conservation programs narrowly focused on biodiversity conservation through civil society empowerment, CEPF has built an important niche for itself. As CEPF invests new resources in new hotspots, strategic directions crafted through ecosystem profiling exercises should align with post-2010 CBD strategic goals and targets as best possible. This will not only strengthen CEPF's continued unwavering attention to biodiversity's component parts of species, habitats and ecological processes, but also put in place mechanisms for measuring CEPF's contributions in achieving CBD goals and building national capacity for long-term framework application. This will further validate that large global conservation funding programs, such as CEPF, do work in conserving and restoring biodiversity for future societies.

References:

- Campbell, A., Miles, L., Lysenko, I., Hughes, A. and Gibbs, H. (2008) *Carbon storage in protected areas: Technical report*. UNEP World Conservation Monitoring Centre, Cambridge, U.K.
- Chape, S., Harrison, J., Spalding, M. and Lysenko, I. (2005) Measuring the extent and effectiveness of protected areas as an indicator for meeting global biodiversity targets. *Philos. Trans. R. Soc. London* 1454.
- Clark, S., Bolt, K. and Campbell, A. (2008) *Protected areas: an effective tool to reduce emissions from deforestation and forest degradation in developing countries?* Working Paper, UNEP World Conservation Monitoring Centre, Cambridge, U.K.
- IPCC (2007) *Climate Change 2007: The Physical Science Basis*. Contribution of Working Group I to the Fourth Assessment Report of the Intergovernmental Panel on Climate Change [Solomon, S., D. Qin, M. Manning, Z. Chen, M. Marquis, K. B. M. Tignor and H. L. Miller (eds.)]. Cambridge University Press, Cambridge, U.K. and New York, NY, USA, 996 pp.
- IUCN (2010) *IUCN Red List of Threatened Species. Version 2010.2*. <<http://www.iucnredlist.org>>. Downloaded on 29 June 2010.
- IUCN and UNEP-WCMC (2009) *The World Database on Protected Areas (WDPA); January 2009*. UNEP World Conservation Monitoring Centre, Cambridge, U.K.
- Langhammer, P. F., Bakarr, M. I., Bennun, L. A., Brooks, T. M., Clay, R. P., Darwall, W., De Silva, N., Edgar, G. J., Eken, G., Fishpool, L. D. C., Fonseca, G. A. B. da, Foster, M. N., Knox, D. H., Matiku, P., Radford, E. A., Rodrigues, A. S. L., Salaman, P., Sechrest, W. and Tordoff, A. W. (2007) *Identification and Gap Analysis of Key Biodiversity Areas: Targets for Comprehensive Protected Area Systems*. IUCN, Gland, Switzerland.
- Organization for Economic Co-operation and Development (OECD). May 2008, OECD-DAC, www.oecd.org/dac/stats/idsonline.