

CEPF Quarterly Report
Income Statement for 9 Months Ending 03/31/17

<i>Revenue - CEPF</i>	Current Year
Contributions	2,497,286
Gain/(Loss) on EU Foreign Exchange ¹	(2,714)
Regional Donors ⁶	2,500,000
Bank Interest Earned ⁸	106,892
Total Revenue	2,604,177

<i>Grants by hotspot</i>	Grants Awarded² 07/01/16 - 03/31/17			Payments on Grants³ 07/01/16 - 03/31/17		
	FY17 Approved Spending Plan	Actual YTD	%	FY17 Approved Spending Plan	Actual YTD	%
Caribbean	-	(5,000)	0%	-	51,612	0%
Caucasus	-	(6,379)	0%	-	-	0%
Cerrado	2,500,000	-	0%	440,000	453,587	103%
East Melanesian Islands	2,000,000	117,963	6%	1,180,000	1,035,364	88%
Eastern Afromontane	1,000,000	757,262	76%	2,300,000	1,576,735	69%
Guinean Forests of West Africa 2	2,000,000	-	0%	440,000	451,033	103%
Indo-Burma 2	1,500,000	1,031,223	69%	2,400,000	2,618,665	109%
Madagascar & Indian Ocean Islands 2	1,800,000	1,295,996	72%	1,280,000	1,054,697	82%
Maputoland-Pondoland-Albany	-	-	0%	-	21,000	0%
Mediterranean	141,000	(112,888)	-80%	1,410,000	828,765	59%
Mediterranean 2	1,500,000	-	0%	190,000	-	0%
Multiple Hotspots	300,000	79,380	26%	40,000	17,995	45%
Tropical Andes 3	2,250,000	-	0%	950,000	1,000,762	105%
Wallacea	1,500,000	1,019,186	68%	940,000	843,886	90%
Western Ghats	-	(27,496)	0%	-	37,504	0%
Total Grants	16,491,000	4,149,246	25%	11,570,000	9,991,605	86%

<i>Operational Costs</i>	Spending plan	Actual YTD	%
Operating Costs	2,905,099	1,928,510	66%
Management Fee	594,093	377,117	63%
Total Operations	3,499,191	2,305,627	66%

<i>Preparation</i>			%
Total Preparation	650,000	621,798	96%

<i>Special Projects</i>			%
Audit Fee	45,000	42,000	93%
Special Events	120,500	123,605	103%
New CEPF Grant System ⁴	75,000	9,316	12%
Emergency Grants - Ecuador	100,000	100,000	100%
Total Special Projects	340,500	274,921	81%

Total Expense	20,980,691	7,351,593	35%
----------------------	-------------------	------------------	------------

Fund Balance at 03/31/17

Bank Balance	7,247,857
Investments ⁵	24,196,069
Accounts Receivable ⁷	11,257,252
European Union	905,670
Global Environment Facility (CI Project Agency)	7,501,582
The Leona M. and Harry B. Helmsley Charitable Trust	1,350,000
Margaret A. Cargill Foundation	1,500,000
Grants Payable	(20,640,403)
Amount due (to)/from CI	838,629
Total Fund Balance	22,899,404

¹ Gain/(Loss) on Foreign Exchange: Due to foreign exchange rate change applied to the unpaid contribution from the EU (entrusted to the WB) from June 30, 2016 to March 31, 2017 of 1.1083 to 1.0736. Total multi-year change is a loss of -\$3,033,959.

² Grants Awarded: Negative amounts represent grant deobligations.

³ Payments on Grants: Includes payments on grants awarded in prior years.

⁴ Upgrade of CEPF grant management system approved by Donor Council in January 2014.

⁵ Investments: \$30M transferred to UBS investment account in December 2014 as approved by Donor Council in June 2014. CEPF proactively manages its cashflow needs and will make transfers between the investment account and the operating account based on cashflow projections.

⁶ Regional Donors: MAVA Foundation (\$100k Mediterranean re-profiling); The Leona M. and Harry B. Helmsley Charitable Trust (\$900k Myanmar; \$1.5M Madagascar).

⁷ Accounts Receivable, Dates & Amounts: The Leona M. and Harry B. Helmsley Charitable Trust (02/28/18 - \$300k; 02/28/18 \$750k; 02/28/19 - \$300k); The Margaret A. Cargill Foundation (05/31/17 - \$840k; 05/31/18 - \$660k). All other active funders are invoiced based upon quarterly cash advance requests.

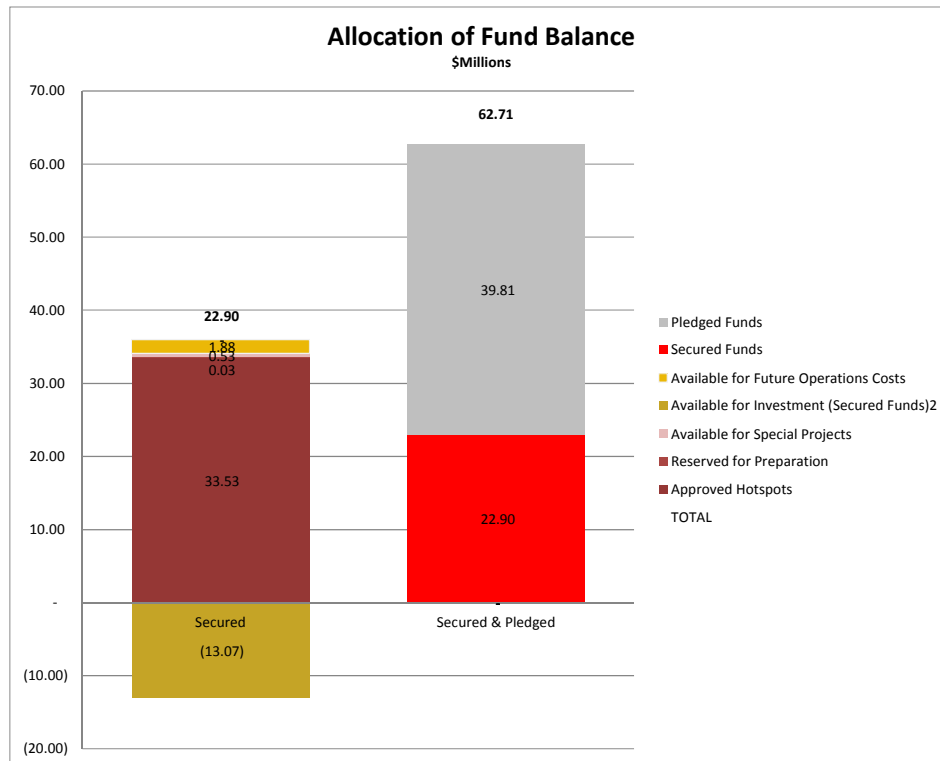
⁸ Bank Interest Earned: Figure accounts for bank interest income net of fees and excludes unrealized gains/losses.

Summary of Available Resources as of 03/31/17

Revenue to Date	287,655,487	
Expenses to Date	264,756,083	
Fund Balance		22,899,404
Allocated to:		
Reserved for Preparation	28,202	
Approved Hotspots	33,532,719	
Available for Future Operations Costs	1,875,455	
Available for Special Projects	533,972	
Available for investment (Secured Funds) ²		(13,070,944)
Pledged Funds ¹		
Operations Costs on Pledged Funds	39,813,000	
Preparation	5,971,950	
Preparation	-	
Balance for Investment (Pledged Funds)		33,841,050
Total Available for Investment - secured and pledged funds		20,770,106
Total Available Resources - secured and pledged funds		62,712,404

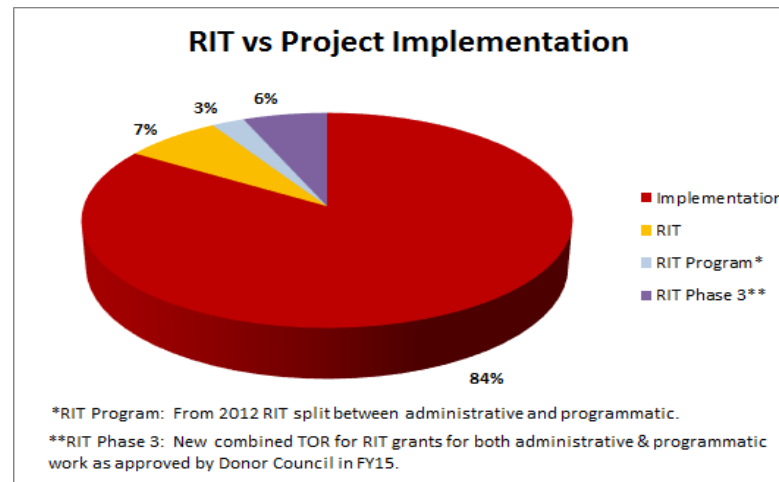
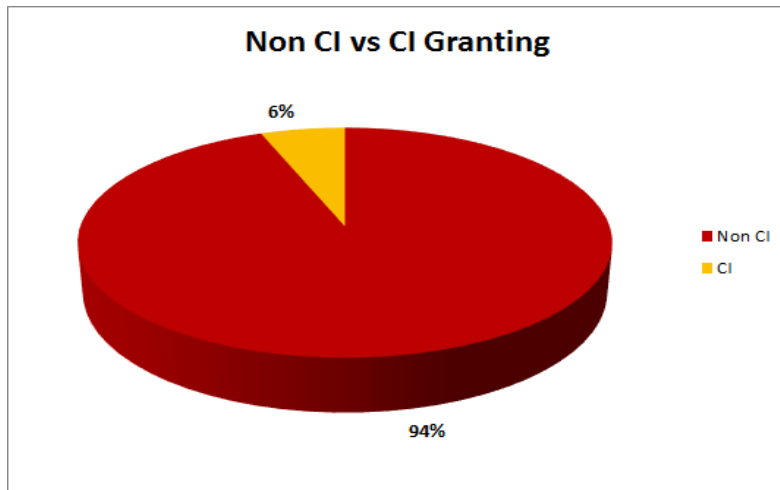
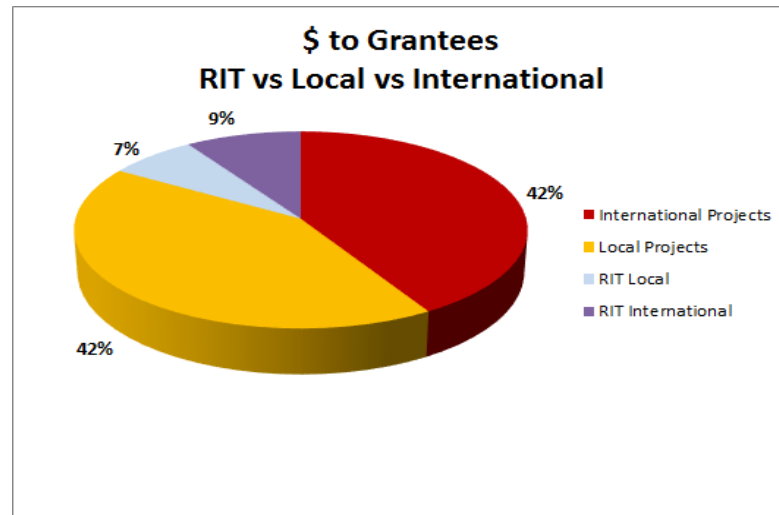
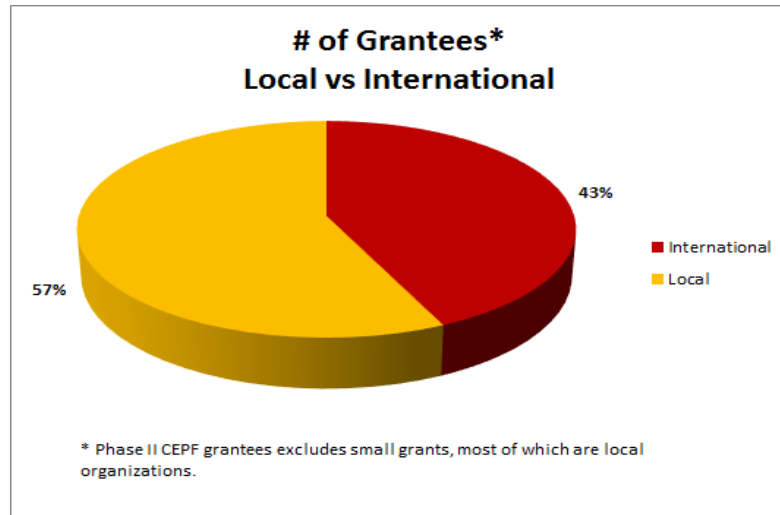
¹ Includes \$14,813,000 from the Government of Japan and \$25,000,000 from CI.

² The secured funds available for investment are in a temporary deficit. Approval for increased spending authorities was granted based on Pledged Funds as noted in footnote 1 above. The deficit will reverse once agreements for these pledges are signed.



CEPF Phase II Grant Portfolio as of 03/31/17

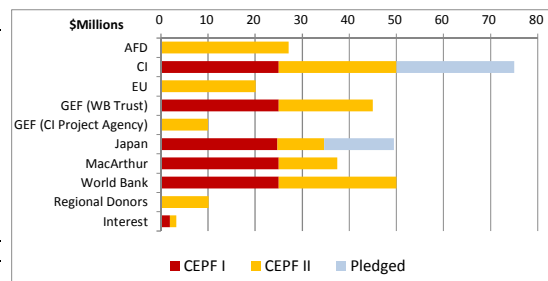
Number of Grantees:	575
Amount Granted (US \$000s):	\$ 111,701



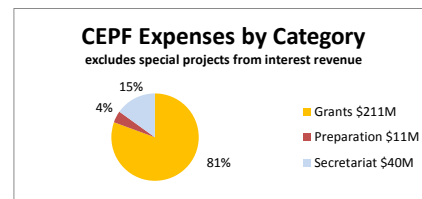
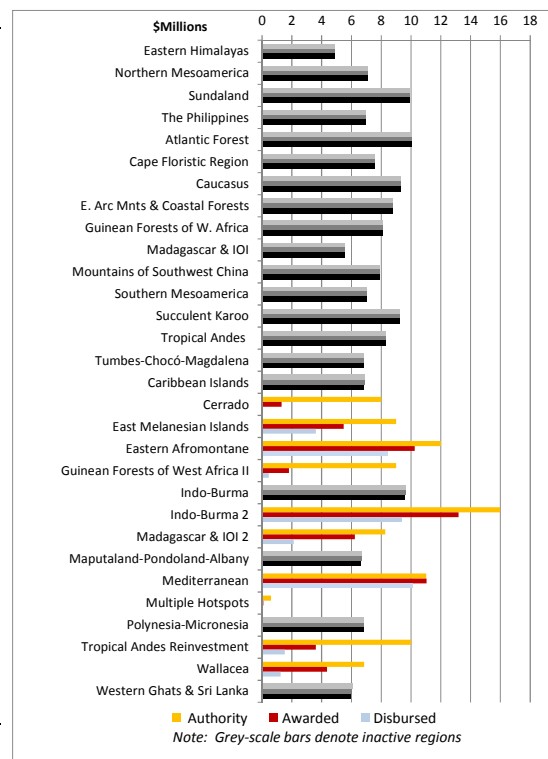
CEPF Quarterly Report

Income Statement from Inception to 03/31/17 (US \$000s)

Revenue	CEPF I	CEPF II	Total	Pledged
l'Agence Française de Développement	0	27,117	27,117	0
Conservation International	25,000	25,000	50,000	25,000
European Union	0	20,121	20,121	0
Global Environmental Facility (WB Trust)	25,000	20,000	45,000	0
Global Environmental Facility (CI Project Agency) ²		10,000	10,000	0
Government of Japan	24,750	9,875	34,625	14,813
MacArthur Foundation	25,000	12,425	37,425	0
The World Bank	25,000	25,000	50,000	0
Regional Donors ¹	0	10,130	10,130	0
Interest earned	1,871	1,367	3,237	0
Total Revenue to Date	126,621	161,035	287,655	39,813



Expense	CEPF I Awarded	CEPF II Awarded	Total Awarded	Total Disbursed	CEPF II Balance
Grants by hotspot					
CEPF I only					
Eastern Himalayas	4,883	0	4,883	4,883	0
Northern Mesoamerica	7,079	0	7,079	7,079	0
Sundaland	9,901	0	9,901	9,901	0
The Philippines	6,970	0	6,970	6,970	0
CEPF I and CEPF II consolidation					
Atlantic Forest	7,615	2,395	10,010	10,010	0
Cape Floristic Region	5,966	1,585	7,551	7,551	0
Caucasus	8,298	984	9,282	9,288	0
E. Arc Mnts & Coastal Forests	7,064	1,726	8,790	8,787	0
Guinean Forests of W. Africa	6,165	1,907	8,073	8,073	0
Madagascar & IOI	4,170	1,386	5,556	5,556	0
Mountains of Southwest China	6,535	1,351	7,886	7,888	0
Southern Mesoamerica	5,411	1,636	7,047	7,047	0
Succulent Karoo	7,834	1,387	9,221	9,221	0
Tropical Andes	6,130	2,157	8,287	8,287	0
Tumbes-Chocó-Magdalena	4,952	1,846	6,798	6,798	0
Consolidation (unallocated)	0	0	0	0	62
CEPF II only					
Caribbean Islands	0	6,892	6,892	6,823	8
Cerrado	0	1,300	1,300	52	6,700
East Melanesian Islands	0	5,471	5,471	3,595	3,529
Eastern Afromontane	0	10,246	10,246	8,410	1,754
Guinean Forests of West Africa II	0	1,800	1,800	451	7,200
Indo-Burma	0	9,657	9,657	9,539	0
Indo-Burma 2	0	13,174	13,174	9,387	2,792
Madagascar & IOI 2	0	6,222	6,222	2,128	2,043
Maputaland-Pondoland-Albany	0	6,647	6,647	6,638	3
Mediterranean	0	11,028	11,028	10,090	(12)
Multiple Hotspots	0	79	79	18	521
Polynesia-Micronesia	0	6,829	6,829	6,829	0
Tropical Andes Reinvestment	0	3,603	3,603	1,510	6,397
Wallacea	0	4,363	4,363	1,247	2,487
Western Ghats & Sri Lanka	0	6,028	6,028	5,978	49
Total Grants to Date	98,974	111,701	210,674	190,034	33,533
Other Expenses to Date					
Preparation	6,714	4,731	11,445		
GEF-PPG	0	200	200		
Special Projects	349	2,355	2,703		
Operations Costs	17,659	22,075	39,734		
Total Other Expenses to Date	24,722	29,360	54,082		
Total Expense	123,695	141,061	264,756		
Fund Balance			22,899		



¹ Regional donors include The Margaret A. Cargill Foundation for IndoBurma 2 and Wallacea; MAVA Foundation for the Mediterranean; and The Leona M. and Harry B. Helmsley Charitable Trust for Madagascar & Indian Ocean Islands and Myanmar.

² Full project value of \$10.682M, of which \$10M is direct support to CEPF program.